



 **ALLIANCE**



**PRODUCT CATALOG**

# OUR MISSION

---

Our mission is to design, manufacture and deliver a comprehensive line of purpose built/application specific tires with a special focus on the work-tire segment of the industry. This will be achieved through a continued investment in technical know-how and technology which will enable us to deliver the best tire for any given application. Alliance Tire Group will execute its strategy with integrity and an unparalleled commitment to its customers.

Alliance Tire Group also offers radial truck and radial Off-The-Road tires through its exclusive marketing agreements with leading manufacturers in order to complement the Alliance, Galaxy, and Primex offerings.

Please contact us at (800) 343-3276 or at (781) 321-3910 for more information.

# CONTENTS

LOAD INDEX.....	4
SPEED CATAGORY .....	4
LOAD RANGE .....	5
DESIGNATIONS .....	5
TIRE COMPARISONS .....	5
ABBREVIATIONS AND DEFINITIONS .....	5

## AGRICULTURAL

### RADIAL

(354) AGRIFLEX+VF STEEL BELTED.....	10
(354) AGRIFLEX IF STEEL BELTED.....	10
(363) AGRIFLEX IF STEEL BELTED.....	10
(372) AGRIFLEX+VF CFO STEEL BELTED.....	11
(372) AGRIFLEX IF CFO STEEL BELTED .....	11
(372) AGRIFLEX IF STEEL BELTED.....	11
(350) ROW CROP - NARROW RADIAL R-1.....	12
(360) SUPER POWER DRIVE RADIAL R-1+ .....	13
(365) AGRISTAR RADIAL R-1W .....	14
(370) WIDE DEEP TREAD RADIAL "SEVENTY" R-1W .....	15
(375) AGRISTAR STEEL BELTED RADIAL R-1W .....	16
(376) MULTISTAR STEEL BELTED R-1 .....	16
(378) AGRISTAR XL R-1W.....	17
(385) AGRISTAR RADIAL R-1W .....	17
(356) POWER DRIVE RADIAL R-1/FRONT DRIVE RADIAL R-1 .....	18
(842 846) ALLIANCE FARMPRO 85 RADIAL R-1W .....	18
(845) ALLIANCE FARMPRO 70 RADIAL R-1W .....	20

### BIAS

(324) FARMPRO R-1 .....	21
(347) HI TRACTION BIAS R-1 .....	22
(349) YIELD MASTER R-1 .....	22
(304) BIAS R-1 .....	23
(324) BIAS R-1 .....	23
(357) BIAS R-1 .....	24
(358) BIAS R-1 .....	25
(768) IRRIGATION .....	25
(316) (329) MULTIPURPOSE R-3 .....	25
(330) MULTIPURPOSE R-3.....	26

### FRONTS AND IMPLEMENTS

(303) F-2 3 RIB.....	27
(313) F-2M 4 RIB .....	27
(381) IF STEEL BELTED RADIAL IMPLEMENT.....	28
(571) AGRICULTURE IMPLEMENT RADIAL .....	28
(327) ALLIANCE FARM PRO IMPLEMENT I-1.....	28
(320) AGRICULTURAL IMPLEMENT LOW SECTION I-1.....	29
(542) AGRICULTURE RIB IMPLEMENT I-1 .....	29
(543) ALLIANCE HIGH SPEED RIB IMPLEMENT FI .....	30
(222) AGRICULTURAL IMPLEMENT I-1.....	30
(351) AGRICULTURAL IMPLEMENT I-1.....	30
(320) AGRICULTURAL IMPLEMENT VALUE PLUS I-1.....	31

## FLOTATION

### RADIAL

(380) STEEL BELTED FLOTATION RADIAL.....	34
(381) STEEL BELTED FLOTATION RADIAL.....	34
(382) ALL-STEEL HIGH SPEED FLOTATION RADIAL MPT.....	35
(388) STEEL BELTED FLOTATION RADIAL.....	35

(390) STEEL BELTED AGRI-TRANSPORT FLOTATION RADIAL.....	36
(393) STEEL BELTED FLOTATION RADIAL.....	36
(398) ALL STEEL HIGH SPEED FLOTATION RADIAL.....	36
(882) STEEL BELTED AGRI-TRANSPORT FLOTATION RADIAL.....	37
(885) STEEL BELTED FLOTATION RADIAL IMPLEMENT .....	37

### BIAS

(328) FLOTATION IMPLEMENT I-3 .....	38
(328) FLOTATION IMPLEMENT VALUE PLUS I-3.....	39
(331) FLOTATION IMPLEMENT I-3 / HF-3.....	39

## FORESTRY

(333) AGRO-FOREST STEEL BELTED.....	42
(342) FORESTAR FLOTATION STEEL BELTED LS-2 .....	42
(343) FORESTAR FLOTATION STEEL BELTED LS-2 .....	43
(344) FORESTAR FLOTATION STEEL BELTED LS-2 .....	43
(344) STEEL BELTED FLOTATION RADIAL.....	44
(345) FORESTAR STEEL BELTED LS-2.....	44
(346) FORESTAR FLOTATION STEEL BELTED LS-2 .....	45
(356) SEVERE DUTY SERVICE STEEL BELTED BIAS R-1 .....	45

## INDUSTRIAL

### RADIAL

(550) MULTI-USE STEEL BELTED RADIAL.....	48
(570) INDUSTRIAL RADIAL R-4.....	49
(601) M & S .....	49
(606) RADIAL STEEL BELTED BACKHOE/LOADER DOZER.....	50
(608) INDUSTRIAL RADIAL BACKHOE.....	50
(624) INDUSTRIAL RADIAL .....	50
(655) ALL STEEL RADIAL MUD & SNOW G-2 .....	51
(580) INDUSTRIAL STEEL BELTED RADIAL R-4 .....	51

### BIAS

(533) INDUSTRIAL REAR BACKHOE R-4.....	52
(906) SKID STEER .....	52
(239) MULTIPURPOSE .....	52
(317) FRONT WHEEL ASSIST BACKHOE R-4.....	53
(321) FRONT WHEEL ASSIST BACKHOE R-4.....	53
(325) TOUGH TRAC.....	53
(326) WIDE GRIP "70 SERIES" L2 .....	54
(302) (306) SUPER TRACTION E-2/G-2/L-2.....	54
(308) SPECIAL WIDE BASE E-2/G-2/L-2.....	54
(225) WIDE BASE MPT L-2 .....	55
(310) EARTHMOVER SPECIAL E3/L3 .....	55
(318) SUPER GRIP E-3/L-3 .....	55
(221) ALL PURPOSE TRENCHER & MANLIFT .....	56
(312) (332) TRENCHER.....	56
(322) TURF.....	56
(228) MEDIUM BIAS CROSS LUG.....	56

# REFERENCE TABLES

## SPEED CATAGORY

Speed Symbol	Speed (mph)	Speed (km/h)
A1	3	5
A2	6	10
A3	9	15
A4	12	20
A5	16	25
A6	19	30
A7	22	35
A8	25	40

Speed Symbol	Speed (mph)	Speed (km/h)
B	31	50
C	35	60
D	40	65
E	44	70
F	50	80
G	56	90
J	62	100
K	68	110

## LOAD INDEX

LOAD INDEX	lbs.	kg.
70	740	335
71	760	345
72	785	355
73	805	365
74	825	375
75	855	387
76	880	400
77	910	412
78	935	425
79	965	437
80	990	450
81	1020	462
82	1050	475
83	1070	487
84	1100	500
85	1140	515
86	1170	530
87	1200	545
88	1230	560
89	1280	580
90	1320	600
91	1360	615
92	1390	630
93	1430	650
94	1480	670
95	1520	690
96	1570	710
97	1610	730
98	1650	750
99	1710	775
100	1760	800
101	1820	825
102	1870	850
103	1930	875
104	1980	900
105	2040	925
106	2090	950
107	2150	975
108	2200	1000
109	2270	1030
110	2340	1060

LOAD INDEX	lbs.	kg.
111	2400	1090
112	2470	1120
113	2540	1150
114	2600	1180
115	2680	1215
116	2760	1250
117	2830	1285
118	2910	1320
119	3000	1360
120	3080	1400
121	3200	1450
122	3300	1500
123	3420	1550
124	3520	1600
125	3640	1650
126	3740	1700
127	3860	1750
128	3960	1800
129	4080	1850
130	4180	1900
131	4300	1950
132	4400	2000
133	4540	2060
134	4680	2120
135	4800	2180
136	4940	2240
137	5080	2300
138	5200	2360
139	5360	2430
140	5520	2500
141	5680	2575
142	5840	2650
143	6000	2725
144	6150	2800
145	6400	2900
146	6600	3000
147	6800	3075
148	6950	3150
149	7150	3250
150	7400	3350
151	7600	3450

LOAD INDEX	lbs.	kg.
152	7850	3550
153	8050	3650
154	8250	3750
155	8550	3875
156	8800	4000
157	9100	4125
158	9350	4250
159	9650	4375
160	9900	4500
161	10200	4625
162	10500	4750
163	10700	4875
164	11000	5000
165	11400	5150
166	11700	5300
167	12000	5450
168	12300	5600
169	12800	5800
170	13200	6000
171	13600	6150
172	13900	6300
173	14300	6500
174	14800	6700
175	15200	6900
176	15700	7100
177	16100	7300
178	16500	7500
179	17100	7750
180	17600	8000
181	18200	8250
182	18700	8500
183	19300	8750
184	19800	9000
185	20400	9250
186	20900	9500
187	21500	9750
188	22000	10000
189	22700	10300
190	23400	10600
191	24000	10900
192	24700	11200

LOAD INDEX	lbs.	kg.
193	25400	11500
194	26000	11800
195	26800	12450
196	27600	12500
197	28300	12850
198	29100	13200
199	30000	13600
200	30900	14000
201	32000	14500
202	33100	15000
203	34200	15500
204	35300	16000
205	36400	16500
206	37500	17000
207	38600	17500
208	39700	18000
209	40800	18500
210	41900	19000
211	43000	19500
212	44100	20000
213	45400	20600
214	46700	21200
215	48100	21800
216	49400	22400
217	50700	23000
218	52000	23600
219	53600	24300
220	55100	25000
221	56800	25750
222	58400	26500
223	60000	27250
224	61500	28000
225	64000	29000
226	66000	30000
227	68000	30750
228	69500	31500
229	71500	32500
230	74000	33500
231	76000	34500
232	78500	35500
233	80500	36500

## LOAD RANGE DESIGNATIONS

Load Range	Ply Rating	Load Range	Ply Rating
A	2	G	14
B	4	H	16
C	6	J	18
D	8	L	20
E	10	M	22
F	12	N	24

## TIRE COMPARISONS

Size (mm)	Size (in)
215	8.5
230	9.5
250 / 260	10.0
265	10.5
280 / 290	11.2
320	12.4
340	13.6
355 / 360	14.0
380 / 385	14.9
400 / 405	16.0
420	16.9
445	17.5
460 / 480	18.4
500	19.5
520 / 540	20.8
600	23.1
620 / 650	24.5
710	28.0
800	30.5
900	35.5
1050	43.0
1250	50.0

## ABBREVIATIONS AND DEFINITIONS

Tire Tread Code Definitions	
F	Front Steer
I	Implement
R	Rear Tractor
HF	High Flotation
C	Compactor
E	Earthmover
G	Grader
L	Loader and Dozer
IND	Industrial

Maximum		
TRA Code	Speed	Distance (One way)
C	6mph (10km/h)	No limit
E	40mph (65km/h)	2.5mi (4 km)
G	25mph (40km/h)	No limit
L	6mph (10km/h)	250ft (76 m)

Other designations and definitions	
NHS	Not for highway service
SL	Service limited to Agricultural use
FI	Implement tire, towed highway service
ST	Special tires for trailers in highway service
ML	Mining and logging intermittent highway service
IF	20% higher load at the same inflation
VF	40% higher load at the same inflation

Tread depth classifications	
TRA Code	Depth
2/3 - Regular Tread	100%
4 - Deep Tread	150%
5 - Extra Deep Tread	250%
6 - Extra Deep Tread	280-300%

Tire Type Nomenclature	
F-1	Agricultural Single Rib Tread
F-2	Agricultural Multiple-Rib Tread
F-3	Industrial Multiple-Rib Tread
I-1	Rib Tread
I-2	Moderate Tread
I-3	Traction Tread
R-1	Drive Wheel, Regular Tread
R-1W	Drive Wheel, Wet Traction Tread
R-2	Drive Wheel, Cane & Rice, Deep
R-3	Drive Wheel, Shallow Tread
R-4	Drive Wheel, Industrial Tractor Tread
HF-1	Shallow Tread
HF-2	Regular Lug Tread
HF-3	Deep Lug Tread
HF-4	Extra Deep Tread
E-2	Traction Regular Tread
E-3	Rock Regular Tread
E-4	Rock Deep Tread
E-7	Flotation Tread
L-2	Traction Regular Tread
L-3	Rock Regular Tread
L-4	Rock Deep Tread
L-5	Rock Extra Deep Tread
L-6	Rock Extra Deep Tread
L-4S	Smooth Deep Tread
L-5S	Smooth Extra Deep Tread
L-6S	Smooth Extra Deep Tread
G-2	Traction Regular Tread
G-3	Rock Regular Tread
C-1	Smooth Tread

For Agricultural R-1 and R-1W Drive Wheel Tires

RCI Index	Rolling Circ (in.)	Rev/ Mile
0	20	3219
1	21	3065
2	22	2900
3	23	2751
4	24	2617
5	26	2476
6	27	2349
7	28	2335
8	30	2118
9	31	2012
10	33	1905
11	35	1808
12	37	1721
13	39	1634
14	41	1547

RCI Index	Rolling Circ (in.)	Rev/ Mile
15	43	1470
16	45	1393
17	48	1325
18	51	1252
19	53	1192
20	56	1129
21	59	1073
22	62	1019
23	66	967
24	69	917
25	73	870
26	77	825
27	81	783
28	85	743
29	90	706

RCI Index	Rolling Circ (in.)	Rev/ Mile
30	95	669
31	100	636
32	105	603
33	111	573
34	117	543
35	123	516
36	130	489
37	136	464
38	144	440
39	152	418
40	160	397
41	168	376
42	177	357
43	187	339
44	197	322

RCI Index	Rolling Circ (in.)	Rev/ Mile
45	207	305
46	219	290
47	230	275
48	243	261
49	256	248
50	269	235
51	284	223
52	299	212
53	315	201
54	332	191
55	350	181
56	369	172
57	389	163

# WHAT ARE YOU LOOKING FOR IN YOUR NEXT SET OF TIRES?

LESS SOIL COMPACTION,  
A SMOOTHER RIDE,  
A BIGGER FOOTPRINT,  
HIGH LOADS & HIGH SPEEDS,  
MINIMAL INFLATION PRESSURES?

Alliance Introduces IF/VF Tires for Everyone. Cutting Edge Technology at Prices you can Afford.

## HOW ARE IF & VF TIRES BETTER THAN A STANDARD TIRE?

### IF

(increased flexion)

- IF tires can carry 20% more load than a standard radial tire at the same inflation pressure. Alternatively, IF tires can carry the same load as a standard radial with 20% less air pressure. Lower air pressure translates directly to lower soil compaction.
- Check the sidewall-all IF tires have the letters "IF" in front of the tire size.

### VF

(very increased flexion)

- VF tires can carry 40% more load than a standard radial tire at the same inflation pressure, or carry the same load as a standard tire with 40% less air pressure to minimize soil compaction.
- VF tires are marked with "VF" in front of the tire sizing on the sidewall.

## IF & VF TIRES DELIVER:

- Higher load capacity or reduced inflation pressure
- A larger footprint in the field meaning better traction and less time in the field
- Specialized tread designs for increased comfort on the road at high-speeds
- Reduced fuel consumption
- Longer tread life
- Significantly reduced soil compaction

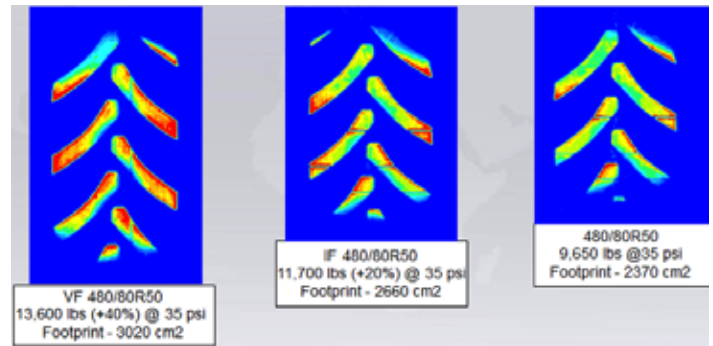
# ALLIANCE IF & VF TECHNOLOGY

## MORE SIZES, MORE CHOICES, MORE SAVINGS.

Alliance has more than 34 IF/VF agricultural tractor tire sizes available and is continuing to develop more patterns and sizes to deliver Alliance's premium quality and affordability for every job in agriculture. We have more available IF & VF sizes and patterns than the majority of our competitors, giving our customers more power over how much they pay for their tires.

Why? It's simple. Global population is forever increasing while there is little expansion in arable or productive farming land, placing an ever-increasing need for American farmers to produce more with the same resources. Modern agricultural machinery is designed to deliver higher productivity while decreasing impact and disruption on the precious farmland on which it operates. Machines today are larger and can cover more area in a single cycle while spraying, fertilizing, seeding or harvesting. This is why generating constant advancement in tire technology is so important.

The world-class Research & Development team at Alliance Tire Group consults with independent farmers and major tractor and sprayer manufacturers. By paying close attention to customer needs and industry trends, Alliance has managed the growth of its IF & VF segment at a rapid rate to accommodate the requirements of farmers as they adopt new machinery and farming techniques. All while delivering quality tires that perform and last, and provide savings to our customers.



See pages 10 & 11  
for the latest in IF and VF  
tire technology.







# AGRICULTURAL

A close-up, low-angle shot of a yellow tractor's rear wheel and suspension system. The tire is large and has a deep, aggressive tread pattern. The yellow metal frame of the tractor is visible above the wheel.

Alliance agricultural tires offer our customers a full line of options for every challenge on the farm. From high-speed flotation tires, to increased flexion (IF/VF), to value-priced tractor tires, Alliance keeps farmers rolling all year long. We offer one of the world's most comprehensive lineups of tires designed specifically to minimize soil compaction, as well as a wide range of choices for high-speed rated tires to keep farmers moving efficiently across the field and over the road. All engineered and built with the dedication to quality that has made Alliance a trusted brand among farmers around the world.

## AGRICULTURAL RADIAL AG

### (354) AGRIFLEX+VF STEEL BELTED

OEM FITMENT

State-of-the-art materials and the steel-belted construction allow VF (Very High Flexion) radial tractor tires to deliver outstanding performance in any conditions. VF tires carry 40% more load on the same inflation pressure as conventional radials, or require 40% less inflation pressure for the same load, to reduce soil compaction. (TUBELESS - STEEL BELTED - STUBBLE GUARD)



Country	CODE	SIZE	PR/LI	TT/TL	NS	RIM	WT	OD	SW	RC	SLR	LCC	PSI	SP
ISRAEL	35400016	VF 380/90R46	173D	TL	61	W13A	337	73.0	15.4	217.1	33.9	14300	64	40
ISRAEL	35400033	VF 520/85R46	170D	TL	67	DW18	510	80.8	20.9	236.7	36.1	13200	23	40
ISRAEL	35400019	VF 480/80R50	171D	TL	66	DW16	469	80.7	18.9	240.7	36.9	13600	35	40

### (354) AGRIFLEX IF STEEL BELTED

OEM FITMENT

State-of-the-art materials and the steel-belted construction allow IF (Increased Flexion) radial tractor tires to deliver outstanding performance in any conditions. IF tires carry 20% more load on the same inflation pressure as conventional radials, or require 20% less inflation pressure for the same load, to reduce soil compaction. (TUBELESS - STEEL BELTED - STUBBLE GUARD)



Country	CODE	SIZE	PR/LI	TT/TL	NS	RIM	WT	OD	SW	RC	SLR	LCC	PSI	SP
ISRAEL	35400108	IF 420/85R34	154D	TL	60	W14L	282	62.0	16.4	181.9	27.9	8250	35	40
ISRAEL	35400001	IF 380/80R38	149D	TL	59	DW13	260	62.8	15.7	183.8	28.7	7150	35	40
ISRAEL	35400003	IF 380/95R38	154D	TL	60	DW13	283	66.4	15.4	195.2	30.2	8250	35	40
ISRAEL	35400046	IF 320/90R46	155D	TL	56	W11	238	68.7	13.0	208.0	32.0	8550	52	40
ISRAEL	35400052	IF 320/105R46	166D	TL	57	W11	301	72.4	13.6	216.7	33.7	11700	70	40
ISRAEL	35400010	IF 380/90R46	168D	TL	60	W13	319	73.0	15.4	217.2	33.9	12300	64	40
ISRAEL	35400030	IF 520/85R46	165D	TL	67	DW18	495	80.8	20.9	236.7	36.1	11400	23	40
ISRAEL	35400022	IF 380/90R50	170D	TL	59	DW13	348	77.0	15.2	229.2	35.7	13200	64	40
ISRAEL	35400008	IF 380/105R50	177D	TL	60	DW13	385	80.8	15.7	222.7	37.3	16100	70	40
ISRAEL	35400020	IF 480/80R50	166D	TL	66	W16	468	80.7	18.9	242.2	37.2	11700	35	40
ISRAEL	35400025	IF 480/95R50	165D	TL	67	W16	498	86.1	18.9	256.6	38.9	11400	23	40

### (363) AGRIFLEX IF STEEL BELTED

OEM FITMENT

Rated for 40 mph over the road, the AgriFlex IF 363 is designed for sprayers that do a lot of driving over the road. State-of-the-art materials and the steel-belted construction allow IF (Increased Flexion) radial tractor tires to deliver outstanding performance in any conditions. IF tires carry 20% more load on the same inflation pressure as conventional radials, or require 20% less inflation pressure for the same load, to reduce soil compaction. Designed for sprayers that do a lot of driving over the road, the AgriFlex 363 allows speeds of 40 mph. (TUBELESS - STEEL BELTED)



Country	CODE	SIZE	PR/LI	TT/TL	NS	RIM	WT	OD	SW	RC	SLR	LCC	PSI	SP
ISRAEL	36300200	IF 320/90R46	155D	TL	47	DW11	243	68.8	12.1	209.6	32.3	8550	52	40
ISRAEL	36300032	IF 380/90R46	168D	TL	49	W13	339	72.5	15.3	220.8	33.6	12300	64	40
ISRAEL	36300100	IF 480/80R50	166D	TL	52	DW16B	422	80.2	18.9	242.2	37.0	11700	35	40

## (372) AGRIFLEX+VF CFO STEEL BELTED

OEM FITMENT



State-of-the-art materials and steel-belted construction allow VF (Very High Flexion) radial tires to deliver outstanding performance. VF tires carry up to 40% more load at the same inflation pressure as conventional radials, or require 40% lower inflation pressure for the same load, reducing soil compaction. Stronger carcass designed for cyclic service and intended for use on minimal torque applications such as combines, harvesters and grain carts (up to 1 mile). (TUBELESS - STEEL BELTED - STUBBLE GUARD)

Country	CODE	SIZE	PR/LI	TT/TL	NS	RIM	WT	OD	SW	RC	SLR	LCC	PSI	SP
ISRAEL	37200096	VF 600/70R28 CFO	173D	TL	71	DW21B	432	61.4	24.6	179.9	26.8	14300	41	40
ISRAEL	37200105	VF 600/70R30 CFO	170D	TL	71	DW21B	479	63.0	24.6	187.8	28.1	13200	35	40

## (372) AGRIFLEX IF CFO STEEL BELTED

OEM FITMENT



Stronger carcass designed for cyclic service and intended for use on minimal torque applications such as combines, harvesters and grain carts (up to 1 mile). State-of-the-art materials and the steel-belted construction allow IF (Increased Flexion) radial tires to deliver outstanding performance. IF tires carry up to 20% more load at the same inflation pressure as conventional radials, or require 20% lower inflation pressure for the same load, reducing soil compaction. (TUBELESS - STEEL BELTED - STUBBLE GUARD)

Country	CODE	SIZE	PR/LI	TT/TL	NS	RIM	WT	OD	SW	RC	SLR	LCC	PSI	SP
ISRAEL	37200062	IF 620/75R30 CFO	164D	TL	73	DW23B	471	65.9	25.6	192.1	28.9	11000	23	40
ISRAEL	37200125	IF 650/75R30 CFO	166D	TL	73	DW23B	483	67.7	26.0	197.1	29.7	11700	23	40
ISRAEL	37200135	IF 800/65R32 CFO	178A8	TL	73	DW27	639	72.6	30.5	213.2	32.1	16500	35	25
ISRAEL	37200104	IF 800/70R32 CFO	182A8	TL	74	DW27B	707	76.1	30.9	224.6	33.7	18700	35	25
ISRAEL	37200097	IF 650/65R34 CFO	161D	TL	73	DW23	446	67.7	25.6	198.1	30.3	10200	23	40
ISRAEL	37200092	IF 710/85R38 CFO	178D	TL	74	DW25B	784	85.2	28.7	249.5	37.6	16500	23	40
ISRAEL	37200112	IF 800/70R38 CFO	184A8	TL	79	DW27	846	81.9	32.3	240.2	36.5	19800	35	25
ISRAEL	37200118	IF 800/70R38 CFO	187A8	TL	79	DW27	861	81.9	32.3	240.2	36.5	21500	41	25
ISRAEL	37200060	IF 580/85R42 CFO	178D	TL	71	DW20	602	80.3	23.4	238.8	36.1	16500	41	40

## (372) AGRIFLEX IF STEEL BELTED

OEM FITMENT



State-of-the-art materials and steel construction allow IF (increased flexion) radial tractor tires to deliver outstanding performance in any conditions. IF tires carry up to 20% more load at the same inflation pressure as conventional radials, or require 20% lower inflation pressure for the same load, to reduce soil compaction. (TUBELESS - STEEL BELTED - STUBBLE GUARD)

Country	CODE	SIZE	PR/LI	TT/TL	NS	RIM	WT	OD	SW	RC	SLR	LCC	PSI	SP
ISRAEL	37200006	IF 420/85R28	145D	TL	58	W15	248	56.6	17.6	167.8	28.0	6400	23	40
ISRAEL	37200091	IF 600/70R28	164D	TL	71	DW21B	427	61.4	24.6	181.0	27.4	11000	35	40
ISRAEL	37200088	IF 600/70R30	159D	TL	71	DW20	469	63.4	24.2	193.5	28.0	9650	23	40
ISRAEL	37200090	IF 600/70R30	165D	TL	71	DW20	475	63.4	24.2	187.8	28.3	11400	35	40
ISRAEL	37200031	IF 520/85R38	167D	TL	70	DW16L	449	72.8	21.3	215.8	32.8	12000	35	40
ISRAEL	37200035	IF 520/85R42	169D	TL	70	DW16L	493	77.0	21.3	230.9	34.6	12800	35	40
ISRAEL	37200094	IF 710/70R42	179D	TL	79	DW25B	742	81.2	29.3	240.7	36.6	17100	35	40
ISRAEL	37200099	IF 710/75R42	176D	TL	79	DW25B	787	84.6	28.5	262.5	37.4	15700	23	40

**(350) ROW CROP - NARROW** **OEM FITMENT**  
**RADIAL R-1**

Market-leading high-clearance tire designed for all types of cultivation, harvesting, and spraying jobs. The strong casing and rigid belts coupled with radial construction provide unbeatable performance. (TUBELESS)



Country	CODE	SIZE	PR/LI	TT/TL	NS	RIM	WT	OD	SW	RC	SLR	LCC	PSI	SP
ISRAEL	35000802	9.5R24	107A8/104B	TL	44	W8	73	41.2	9.0	120.0	18.9	1980	52	30
ISRAEL	35000971	9.5R28	109A8/106B	TL	44	W8	81	45.1	9.0	130.0	20.7	2090	52	30
ISRAEL	35002006	8.3R32 /210/95R32	119A8/116D	TL	41	W7	77	46.9	8.3	140.8	21.8	2760	52	40
ISRAEL	35012001	9.5R32 /230/95R32	131A8/128D	TL	44	W8	89	49.0	9.5	147.4	22.8	3960	52	40
ISRAEL	35012702	11.2R32 /270/95R32	135A8/132D	TL	46	W10	117	51.2	11.2	153.3	23.7	4400	52	40
ISRAEL	35012850	8.3R36 /210/95R36	121A8/118D	TL	41	W7	85	50.8	8.3	153.8	23.9	2910	52	40
ISRAEL	35013016	9.5R36 /230/95R36	133A8/130D	TL	44	W8	100	53.0	9.5	159.1	24.6	4180	52	40
ISRAEL	35013105	11.2R36 /270/95R36	139A8/136D	TL	46	W10	120	55.5	11.2	170.4	25.7	4940	52	40
ISRAEL	35013206	11.2R38 /270/95R38	140A8/137D	TL	46	W10	128	57.3	11.2	172.8	26.8	5080	52	40
ISRAEL	35013260	9.5R40 /230/95R40	135A8/132D	TL	44	W8	115	57.5	9.5	173.9	27.0	4400	52	40
ISRAEL	35013806	11.2R42 /270/95R42	142A8/139D	TL	46	W10	139	61.6	11.2	185.2	28.7	5360	52	40
ISRAEL	35017003	8.3R44 /210/95R44	129A8/126D	TL	41	W7	97	58.9	8.3	178.9	27.9	3740	52	40
ISRAEL	35035001	9.5R44 /230/95R44	137A8/134D	TL	48	W8	122	61.0	9.5	184.9	28.7	4680	52	40
ISRAEL	35045007	11.2R44 /270/95R44	143A8/140D	TL	50	W10	154	63.2	11.2	190.8	29.6	5520	52	40
INDIA	35025009	11.2R44 /270/95R44	145A8/142D	TL	50	W10	158	63.2	11.2	190.8	29.6	5840	58	40
ISRAEL	35045252	11.2R46 /270/95R46	144A8/141D	TL	46	W10	152	65.6	11.2	197.0	30.5	5680	52	40
ISRAEL	35045554	12.4R46 /320/90R46	151A8/148D	TL	48	W11	181	67.1	12.4	208.4	31.4	6800	52	40
ISRAEL	35047530	13.6R46 /340/85R46	153A8/150D	TL	50	W12	229	68.7	13.4	214.1	32.2	7400	52	40
ISRAEL	35047520	14.9R46 /380/90R46	145A8/142D	TL	51	W13A	263	71.8	14.9	214.7	33.1	5360	30	30
ISRAEL	35047528	14.9R46 /380/90R46	152A8/149D	TL	51	W13A	272	71.8	14.9	214.7	33.1	7150	32	40
ISRAEL	35075100	14.9R46 /380/90R46	162A8/159D	TL	51	W13A	298	71.8	14.9	214.7	33.1	9650	58	40
ISRAEL	35047977	14.9R46 /380/90R46 (SG)(SB)	175A8/172D	TL	51	W13A	339	71.8	14.9	214.7	33.1	13900	84	40
ISRAEL	35047536	380/105R46	158D	TL	51	W13A	370	76.8	15.5	232.9	35.4	9350	44	40
ISRAEL	35052020	9.5R48 /230/95R48	139A8/136D	TL	44	W8	137	65.0	9.5	197.2	30.7	4940	52	40
ISRAEL	35061002	11.2R48 /270/95R48	145A8/142D	TL	46	W9	155	67.3	11.2	208.2	31.6	5840	52	40
ISRAEL	35067000	13.6R48 /340/85R48	151A8/148D	TL	50	W12	212	71.1	13.6	213.9	33.1	6950	52	40
ISRAEL	35067112	13.6R48 /340/85R48	154A8/151D	TL	50	W12	214	71.1	13.6	213.9	33.1	7600	51	40
ISRAEL	35067249	13.6R48 /340/85R48	159A8/156D	TL	50	W12	243	71.1	13.6	213.9	33.1	8800	70	40
ISRAEL	35075050	12.4R50 /320/90R50	153A8/150D	TL	48	W10A	213	73.5	12.8	216.6	33.1	7400	52	40
ISRAEL	35075250	14.9R50 /380/90R50	154A8/151D	TL	59	W12A	287	76.8	15.1	233.8	35.9	7600	52	40
ISRAEL	35075255	14.9R50/380/90R50	161A8/158D	TL	59	W12A	313	76.8	15.1	233.8	36.0	9350	52	40
ISRAEL	35075180	380/105R50	171A8/168D	TL	51	W12A	397	80.7	15.9	244.6	37.6	12300	64	40
ISRAEL	35067073	12.4R52 /300/95R52	151A8/148D	TL	48	W10	200	74.4	12.2	226.2	35.2	6950	52	40
ISRAEL	35067085	12.4R52 /300/95R52	159A8/156D	TL	48	W10	252	74.4	12.2	226.2	35.2	8800	70	40
ISRAEL	35075011	11.2R54 /270/95R54	149A8/146D	TL	46	W10A	188	74.2	10.8	229.4	34.6	6600	52	40
ISRAEL	35075080	11.2R54 /270/95R54	159A8/156D	TL	46	W10A	223	74.8	11.2	229.4	35.6	8800	87	40
ISRAEL	35075124	12.4R54 /320/90R54	154A8/151D	TL	51	W10A	231	76.7	12.6	233.3	36.4	7600	52	40
ISRAEL	35075600	14.9R54 /380/90R54	155A8/152D	TL	59	W12A	320	80.9	15.3	247.5	38.1	7850	35	40
ISRAEL	35047682	14.9R54 /380/90R54	174A8/171D	TL	59	W12A	354	80.9	15.3	247.5	38.1	13600	52	40

## (360) SUPER POWER DRIVE RADIAL R-1+

OEM FITMENT

Our best performer for towed equipment. Extra-wide, high-volume radial design dramatically reduces soil compaction. The multi-angle lug optimizes performance—low at the shoulder for traction and high at the center for ride comfort. (TUBELESS)



Country	CODE	SIZE	PR/LI	TT/TL	NS	RIM	WT	OD	SW	RC	SLR	LCC	PSI	SP
ISRAEL	36017501	750/65R26 /28LR26	158A8/155B	TL	71	DW25A	491	63.9	29.6	188.1	28.7	9350	17	25
ISRAEL	36017507	750/65R26 /28LR26	166A8/163B	TL	71	DW25A	513	63.9	29.6	188.1	28.7	11700	35	25
ISRAEL	36017698	750/65R26 /28LR26	173A8/170B	TL	71	DW25A	544	63.9	29.6	188.1	28.7	14300	44	25
ISRAEL	36018031	600/65R28	157A8/154D	TL	59	W18L	322	58.3	23.3	172.8	25.8	9100	35	25
ISRAEL	36020105	650/75R32 /24.5R32	159A8/156B	TL	63	DW21A	435	70.9	24.5	207.2	31.5	9650	23	25
ISRAEL	36020988	650/75R32 /24.5R32(SG)	172A8/172B	TL	63	DW21A	487	70.9	24.6	207.2	31.5	13900	46	25
ISRAEL	36033010	30.5LR32	173A8/170B	TL	62	DW7	579	71.7	30.5	209.4	31.9	14300	35	25
ISRAEL	36033008	30.5LR32	178A8/175B	TL	62	DH27	610	71.7	30.5	209.4	31.9	16500	45	25
ISRAEL	36033444	800/65R32 (SG)	178A8/175D	TL	63	DH27	658	72.8	31.5	215.9	32.5	16500	45	25
INDIA	36035001	800/65R32	181A8/178B	TL	63	DH27	727	72.8	31.5	215.9	32.5	18200	52	25
ISRAEL	36084855	540/65R38	150A8/147D	TL	60	W16L	336	65.9	21.7	196.3	30.2	7400	25	25
INDIA	36050028	650/65R38	171D	TL	60	DW20A	513	72.2	25.4	213.5	32.7	13600	51	40
ISRAEL	36080045	710/70R38	181A8/178D	TL	69	DW25B	628	76.7	28.2	225.9	34.5	18200	54	25
ISRAEL	36061582	620/70R42 (SG)	166A8/163B	TL	66	DW20A	530	76.4	25.6	226.5	34.8	11700	28	25
ISRAEL	36061747	620/70R42	173A8/170B	TL	66	DW20A	588	76.4	25.6	226.5	34.8	14300	39	25



# AGRICULTURAL RADIAL AG

## (365) AGRISTAR RADIAL R-1W

**OEM FITMENT**

Represents a new family of high-tech agricultural tires with low aspect ratio. High tire volume coupled with low inflation pressure ensures soil protection. (TUBELESS)



Country	CODE	SIZE	PR/LI	TT/TL	NS	RIM	WT	OD	SW	RC	SLR	LCC	PSI	SP
ISRAEL	36586557	440/65R24	131A8/128D	TL	52	W14L	165	46.9	17.6	140.0	21.5	4300	35	25
INDIA	36516565	480/65R24	140D	TL	55	W15L	215	48.7	19.0	144.5	21.9	5520	29	40
INDIA	36517950	540/65R24	140D	TL	61	W16L	234	51.7	21.3	152.4	23.3	5520	23	40
INDIA	36517951	540/65R24	146D	TL	61	W16L	249	51.7	21.3	152.4	23.3	6600	35	40
ISRAEL	36587241	480/65R28	139A8/136D	TL	57	W14L	223	52.6	18.8	155.9	23.9	5360	23	25
ISRAEL	36588733	540/65R28	145A8/142D	TL	60	W16L	270	55.9	20.9	164.7	25.2	6400	23	25
ISRAEL	36588650	600/65R28	150A8/147D	TL	69	W18L	313	58.4	23.4	171.3	26.1	7400	35	25
ISRAEL	36518658	600/65R28	157A8/154D	TL	69	W18L	318	58.4	23.4	171.3	26.1	9900	35	25
ISRAEL	36588132	540/65R30	146A8/143D	TL	63	W16L	268	58.3	21.7	171.9	26.3	6600	35	25
ISRAEL	36518122	540/65R30	153A8/150D	TL	63	W16L	268	58.3	21.7	171.9	26.3	8050	35	25
ISRAEL	36588711	540/65R34	148A8/145D	TL	63	W16L	305	61.8	21.0	183.9	28.3	6950	35	25
ISRAEL	36518800	540/65R34	155A8/152D	TL	63	W16L	305	61.8	21.0	183.5	28.2	8550	35	25
ISRAEL	36580141	600/65R34	154A8/151D	TL	69	W18L	356	64.9	23.7	190.8	29.1	8550	35	25
ISRAEL	36580111	600/65R38	155A8/153D	TL	69	W18L	383	68.8	23.4	203.5	31.3	8550	23	25
ISRAEL	36550244	600/65R38	162A8/159D	TL	69	W18L	397	68.8	23.4	203.5	31.3	10500	35	25
ISRAEL	36580953	650/65R38	160A8/157D	TL	73	DW20B	491	71.6	26.1	212.2	32.4	9900	23	25
ISRAEL	36550341	650/65R38	166A8/163D	TL	73	DW20B	507	71.6	26.1	212.2	32.4	11700	35	25
ISRAEL	36580965	650/65R38	169A8/166D	TL	73	DW20B	512	71.9	25.9	215.9	32.5	12800	36	25
ISRAEL	36580338	710/70R38	168A8/166D	TL	76	DW25B	579	76.9	28.6	226.2	34.5	11700	43	25
ISRAEL	36580475	710/70R38	174A8/171D	TL	76	DW25B	605	76.9	28.6	226.2	34.5	14800	43	25
ISRAEL	36581204	650/65R42	160A8/158D	TL	73	DW20A	524	76.6	25.9	226.7	34.7	9900	35	25
ISRAEL	36581370	650/65R42	173A8/170D	TL	73	DW20A	553	76.6	25.9	226.7	34.7	14300	46	25
ISRAEL	36580810	710/70R42	176A8/173D	TL	76	DW25B	667	80.9	29.1	243.2	36.9	15700	46	25
ISRAEL	36580455	710/70R42	180A8/177D	TL	76	DW25B	714	80.9	29.1	243.2	36.9	17600	46	25

## (370) WIDE DEEP TREAD RADIAL "SEVENTY" R-1W

**OEM FITMENT**



Wide-base radial tractor tire designed for high-horsepower tractors used in heavy-duty field and hauling jobs. Designed to perform at higher load capacities without increasing air pressure, the tire offers maximum compaction protection. (TUBELESS)

Country	CODE	SIZE	PR/LI	TT/TL	NS	RIM	WT	OD	SW	RC	SLR	LCC	PSI	SP
INDIA	37001600	200/70R16	94A8/B	TL	36	W6	31	27.0	7.8	80.6	12.4	1480	35	30
INDIA	37001677	240/70R16	104A8/101B	TL	38	W8	43	29.1	9.6	86.5	13.3	1980	35	25
INDIA	37001666	260/70R16	109A8/106B	TL	39	W9	51	30.7	10.2	90.5	13.8	2270	35	25
INDIA	37001591	280/70R16	112A8/109B	TL	42	W9	58	31.7	10.9	94.2	14.5	2470	35	25
INDIA	37001780	320/65R16	107A8/B	TL	41	W10	70	32.8	12.8	96.7	14.8	2150	23	30
INDIA	37001243	280/70R18	114A8/111B	TL	42	W9	63	33.9	10.9	100.2	15.4	2600	35	25
INDIA	37002000	260/70R20	113A8/110B	TL	39	W9	57	34.6	10.2	102.8	15.8	2540	23	25
INDIA	37002033	280/70R20	116A8/113B	TL	42	W10	67	35.9	10.9	106.5	16.3	2760	23	25
INDIA	37002360	300/70R20	120A8/117B	TL	42	W9	78	37.6	11.5	111.5	17.1	3080	35	25
INDIA	37002525	320/70R20	123A8/120B	TL	42	W10	86	38.8	12.8	114.5	17.5	3420	25	25
INDIA	37002350	360/70R20	129A8/126B	TL	53	W11	111	41.0	14.2	120.7	18.4	3740	35	30
INDIA	37002410	380/70R20	122A8/B	TL	54	W12	124	42.6	15.0	125.0	19.1	3300	23	30
INDIA	37001960	320/70R24	116A8/113B	TL	51	W10	108	43.2	12.6	128.3	19.7	2760	23	25
INDIA	37042001	360/70R24	122A8/119B	TL	53	W11	141	45.4	14.2	134.1	20.6	3300	23	25
ISRAEL	37042005	380/70R24	125A8/122B	TL	55	W12	143	46.5	15.0	137.4	21.0	3640	23	25
ISRAEL	37044008	420/70R24	130A8/127B	TL	57	W13	178	48.7	16.5	143.0	21.8	4180	23	25
ISRAEL	37044020	480/70R24	138A8/135B	TL	59	W15	208	52.0	18.9	152.5	23.2	5200	23	25
ISRAEL	37011010	620/70R26	153A8/B	TL	60	DW20B	335	59.1	24.6	174.8	26.0	8050	23	30
ISRAEL	37011022	620/70R26	177A8	TL	60	DW20B	424	59.1	24.6	174.8	26.1	16100	58	25
INDIA	37020325	750/70R26	158A8	TL	73	DW24	510	68.9	29.5	203.8	30.5	9350	23	25
ISRAEL	37020350	750/70R26	172A8	TL	73	DW24B	578	68.9	29.5	203.8	30.5	13900	35	25
ISRAEL	37044806	360/70R28	125A8/122B	TL	53	W11	144	49.4	14.1	146.9	22.6	3640	23	25
ISRAEL	37045004	380/70R28	127A8/124B	TL	55	W12	171	50.5	15.0	149.9	23.0	3860	23	25
ISRAEL	37046000	420/70R28	133A8/130B	TL	57	W13	191	52.7	16.5	155.9	23.9	4540	23	25
ISRAEL	37048003	480/70R28 /19.5LR28	140A8/137B	TL	59	W15L	232	56.0	18.9	164.9	25.2	5520	23	25
ISRAEL	37008115	480/70R28 /19.5LR28 (HS)	151A8/145E	TL	59	W15L	239	56.0	18.9	164.9	25.2	7600	36	25
ISRAEL	37010150	600/70R28 (SG)	161A8/158B	TL	66	W18L	364	61.5	23.3	183.9	27.9	10200	41	25
ISRAEL	37010200	480/70R30 /19.5LR30(HS)	150A8/144E	TL	59	W15L	247	58.0	18.9	170.7	26.1	7400	46	25
ISRAEL	37010210	480/70R30 /19.5LR30(HS)	155A8/149E	TL	59	W15L	260	58.0	18.9	170.7	26.1	8550	46	25
ISRAEL	37010220	480/70R30 /19.5LR30(HS)	157D/154E	TL	59	W15L	273	58.0	18.9	170.7	26.1	9100	58	40
ISRAEL	37010411	600/70R30	152A8/B	TL	66	DW20B	363	62.8	24.7	183.3	27.9	7850	23	30
ISRAEL	37051004	480/70R34	143A8/140B	TL	59	W15L	266	62.0	18.9	184.0	28.2	6000	23	25
ISRAEL	37051060	480/70R34	155A8/152B	TL	59	W15L	272	62.0	18.9	184.0	28.2	8550	38	25
ISRAEL	37052000	520/70R34	148A8/145B	TL	69	W16L	317	64.3	20.3	190.0	29.1	6950	23	25
ISRAEL	37052775	520/70R34	168A8/165B	TL	69	W16L	354	64.3	20.3	190.0	29.1	12300	64	25

**(375) AGRISTAR STEEL BELTED  
RADIAL R-1W** **OEM FITMENT**

Modern steel-belted radial designed for today's high-horsepower equipment. Low slippage, low fuel consumption, reduced compaction and deep tread make the AgriStar 375 R-1W a performer. (TUBELESS - STEEL BELTED - STUBBLE GUARD)



Country	CODE	SIZE	PR/LI	TT/TL	NS	RIM	WT	OD	SW	RC	SLR	LCC	PSI	SP
ISRAEL	37551004	1000/50R25 (SG)	172A8/166D	TL	66	36.0/1.5	867	65.0	41.7	190.7	29.1	11700	35	40
ISRAEL	37530112	620/75R26 (SG)	166A8/B	TL	73	DW20B	488	62.8	24.6	186.5	28.6	11700	44	30
ISRAEL	37522500	650/75R32 (SG)	172A8/B	TL	73	DW21B	588	71.9	26.4	213.2	32.7	13900	46	30
INDIA	37533441	800/65R32 (SG)	172A8/B	TL	76	DW27A	753	73.1	32.0	215.4	32.9	13900	35	30
ISRAEL	37533441	800/65R32 (SG)	172A8/B	TL	76	DW27A	753	73.1	32.0	215.4	32.9	13900	35	30
ISRAEL	37535001	800/70R32	175A8/B	TL	77	DW27A	837	76.2	30.7	224.6	34.5	15200	46	30
ISRAEL	37551431	1050/50R32 (SG)	180A8	TL	81	DW36A	1045	75.0	40.6	223.1	34.3	17600	32	25
ISRAEL	37530450	620/75R34 (SG)	170A8/B	TL	67	DW20A	518	71.7	24.0	214.1	33.0	13200	46	30
ISRAEL	37531150	710/75R34 (SG)	178A8/B	TL	73	DW23A	701	76.6	28.3	226.4	34.6	16500	46	30
ISRAEL	37555015	520/85R46/20.8R46	158A8/155B	TL	76	W16L	487	80.7	19.8	240.0	36.4	9350	23	25
ISRAEL	37555033	520/85R46/20.8R46	173A8/170B	TL	76	W16L	536	80.7	19.8	240.0	36.4	14300	46	25

**(376) MULTISTAR STEEL BELTED R-1** **OEM FITMENT**

Modern continuous-angle lug ensures smooth roading and superb traction. Steel-belted construction coupled with stubble-resistant compound makes the tire exceedingly resistant to punctures and damage from today's hybrid crops. (TUBELESS - STEEL BELTED - STUBBLE GUARD)



Country	CODE	SIZE	PR/LI	TT/TL	NS	RIM	WT	OD	SW	RC	SLR	LCC	PSI	SP
ISRAEL	37600010	750/50R26 (SG)	157A8/151D	TL	50	DW25B	345	55.9	29.6	168.0	25.3	9100	35	25
ISRAEL	37600065	900/60R32 (SG)	185A8/182D	TL	71	DW27B	818	74.7	34.1	222.0	33.5	20400	46	25
ISRAEL	37600085	1050/50R32 (SG)	178A8/172D	TL	72	DW36A	825	73.6	41.3	223.9	32.8	13900	35	40
ISRAEL	37600091	1050/50R32 (SG)	185A8/B	TL	72	DW36A	855	73.6	41.3	223.9	32.8	20400	46	30
ISRAEL	37600094	IF 1050/50R32 (SG)	195A8/B	TL	72	DW36A	898	73.6	41.3	223.9	32.8	26800	63	30
ISRAEL	37600040	620/70R46 (SG)	162A8/159D	TL	71	DW20B	541	81.1	24.4	241.7	37.0	9650	23	40



## (378) AGRISTAR XL R-1W

The extra-large volume tires reduce fuel consumption while maximizing traction. Reinforced bead and sidewall ensure high load capacity. (TUBELESS)



Country	CODE	SIZE	PR/LI	TT/TL	NS	RIM	WT	OD	SW	RC	SLR	LCC	PSI	SP
INDIA	37800018	620/75R30	169A8/166D	TL	57	DW20B	461	66.6	23.2	197.8	32.7	12800	46	25
ISRAEL	37800498	710/55R30	153D	TL	63	DW23B	359	59.7	26.7	176.0	26.3	8050	23	40
ISRAEL	37800500	710/60R30	165A8/162D	TL	71	DW23B	430	63.6	27.8	189.8	28.4	11400	35	25
ISRAEL	37800010	600/70R34	163A8/160D	TL	64	DW20B	380	67.1	24.0	201.5	30.3	10700	35	25
ISRAEL	37800504	710/60R34	167A8/164D	TL	71	DW23B	470	67.4	28.0	201.9	30.4	12000	35	25
ISRAEL	37800400	650/75R38	172A8/169D	TL	69	DW23B	546	76.0	26.4	225.6	34.3	13900	35	25
ISRAEL	37801618	900/55R38	181A8/178D	TL	79	DW27	756	78.7	33.5	237.0	35.5	18200	35	25
ISRAEL	37801625	900/60R38	181A8/178D	TL	79	DW27	757	80.3	34.2	237.8	35.6	18200	35	25
ISRAEL	37801200	710/75R42	178A8/175D	TL	78	DW23B	724	84.3	28.7	252.3	38.0	16500	35	25

## (385) AGRISTAR RADIAL R-1W

**OEM FITMENT**

Modern high-speed radial is designed to perform on the most demanding, high-horsepower equipment. Smooth comfortable ride coupled with the durability you expect from Alliance. (TUBELESS)



Country	CODE	SIZE	PR/LI	TT/TL	NS	RIM	WT	OD	SW	RC	SLR	LCC	PSI	SP
ISRAEL	38501511	280/85R20 /11.2R20	112A8/109D	TL	43	W10	75	39.1	11.3	115.4	17.6	2470	23	40
ISRAEL	38501550	320/85R20 /12.4R20	119A8/116B	TL	54	W10	101	41.1	12.8	123.6	18.3	3000	23	30
ISRAEL	38502159	320/85R24 /12.4R24	122A8/119D	TL	55	W10	121	45.3	13.0	134.3	20.6	3300	23	40
ISRAEL	38501679	340/85R24 /13.6R24	125A8/122D	TL	58	W11	134	46.7	13.8	138.1	21.2	3640	23	40
ISRAEL	38501888	380/85R24 /14.9R24	131A8/128D	TL	62	W11	158	49.4	15.4	145.9	22.3	4300	23	40
ISRAEL	38502431	420/85R24 /16.9R24	137A8/134D	TL	62	W15L	197	52.3	17.3	153.8	23.5	5080	23	40
ISRAEL	38503771	380/85R28 /14.9R28	133A8/130D	TL	62	W12	177	53.2	15.2	158.1	24.3	4540	23	40
ISRAEL	38502700	420/85R28 /16.9R28	139A8/136D	TL	64	W14L	231	56.5	17.7	166.9	25.6	5360	23	40
ISRAEL	38503145	420/85R30 /16.9R30	140A8/137D	TL	64	W14L	241	58.1	18.1	171.9	26.3	5520	23	40
ISRAEL	38503827	380/85R34 /14.9R34	137A8/134D	TL	62	W12	207	59.8	15.4	177.8	27.3	5080	23	40
ISRAEL	38504708	420/85R34 /16.9R34	142A8/139D	TL	64	W15L	256	62.2	18.1	183.7	28.1	5840	23	40
ISRAEL	38504722	420/85R34 /16.9R34	147A8/144D	TL	64	W15L	264	62.2	18.1	183.7	28.1	6800	23	40
ISRAEL	38505468	460/85R34 /18.4R34	147A8/144D	TL	67	W16L	289	65.1	19.3	192.9	29.6	6800	23	40
ISRAEL	38505490	460/85R34 /18.4R34	157A8/154B	TL	67	W16L	306	65.1	19.3	192.9	29.6	9100	30	30
INDIA	38503845	380/80R38 /14.9R38	142A8/B	TL	57	W12	242	62.8	15.2	188.2	29.1	5840	35	30
ISRAEL	38503411	420/85R38 /16.9R38	144A8/141D	TL	64	W15L	294	65.7	17.6	196.0	30.2	6150	23	40
ISRAEL	38505432	460/85R38 /18.4R38	149A8/146D	TL	67	W16L	315	69.1	19.3	205.6	31.6	7150	23	40

More sizes on next page...

**(385) AGRISTAR RADIAL R-1W Continued**

Country	CODE	SIZE	PR/LI	TT/TL	NS	RIM	WT	OD	SW	RC	SLR	LCC	PSI	SP
ISRAEL	38540251	520/85R38 /20.8R38	155A8/152D	TL	76	W16A	397	72.4	21.3	214.6	32.9	8550	23	40
ISRAEL	38500270	520/85R38 /20.8R38	169A8/166D	TL	76	W16A	423	72.4	21.3	214.6	32.9	12800	46	40
ISRAEL	38550842	650/85R38	173A8/170D	TL	76	DW23B	681	80.8	27.6	239.7	36.8	14300	23	40
ISRAEL	38540320	520/85R42 /20.8R42	157A8/154D	TL	76	W16A	423	76.8	20.5	229.8	35.5	9100	23	40
ISRAEL	38540450	520/85R42 /20.8R42	167A8/164D	TL	76	W16A	446	76.8	20.5	229.8	35.5	12000	23	40
ISRAEL	38540451	520/85R42 /20.8R42	173A8/170D	TL	76	W16A	457	77.0	21.2	227.6	34.5	14300	52	40
ISRAEL	38505600	420/80R46 /16.9R46	154A8/151D	TL	60	W13	314	73.3	16.5	219.4	33.9	8250	35	40
ISRAEL	38505605	420/80R46 /16.9R46	162A8/159D	TL	60	W15L	342	73.3	16.5	219.4	33.9	10500	46	40
INDIA	38505700	480/80R46 /18.4R46	158A8/B	TL	63	W16A	397	76.7	19.1	229.6	35.4	9350	35	30
ISRAEL	38505800	480/80R50 /18.4R50	162A8/159D	TL	66	DW16B	430	81.1	18.9	245.2	37.7	10500	46	40
ISRAEL	38505820	480/80R50 /18.4R50	168A8/165D	TL	66	DW16B	444	81.1	18.9	245.2	37.7	12300	46	40

**(356) POWER DRIVE RADIAL R-1/ FRONT DRIVE RADIAL R-1** **OEM FITMENT**

Designed for high-powered tractors, the Power Drive 356 radial's rigid belts, mud guard and deep tread make it an exceptional performer—and an exceptional value. Available in a range of load indexes. (TUBELESS)



Country	CODE	SIZE	PR/LI	TT/TL	NS	RIM	WT	OD	SW	RC	SLR	LCC	PSI	SP
ISRAEL	35601875	14.9R26 (F. D.)	127A8/124B	TL	55	W13	179	51.2	14.9	151.9	23.3	3860	23	25
ISRAEL	35601914	16.9R26 (F. D.)	135A8/132B	TL	57	W15L	209	53.9	16.9	160.1	24.6	4800	30	25
ISRAEL	35601924	18.4R26 (F.D.)	140A8/137B	TL	57	W15L	239	56.1	18.7	165.6	23.3	5520	30	25
ISRAEL	35605660	13.6R38	128A8/125B	TL	53	W12	173	61.0	13.6	183.6	28.4	3960	42	25

**(842 846) ALLIANCE FARMPRO 85 RADIAL R-1W** **OEM FITMENT**

Modern R-1W designed to be used in a wide array of farm applications, providing up to 25% improvement in fuel economy over standard bias R1. Versatile multi-angle lug design provides long wear, smooth roading and excellent self cleaning. (TUBELESS)



Country	CODE	SIZE	PR/LI	TT/TL	NS	RIM	WT	OD	SW	RC	SLR	LCC	PSI	SP
INDIA	84200010	280/85R20 /11.2R20	112A8/B	TL	48	W10	78	38.7	11.3	114.7	17.6	2270	23	30
INDIA	84200022	320/85R20 /12.4R20	119A8/B	TL	50	W11	104	41.1	13.0	121.8	18.0	2760	23	30
INDIA	84600014	250/85R24 /9.5R24	109A8/B	TL	45	W8	82	40.8	9.7	121.8	18.7	2270	23	30
INDIA	84600020	280/85R24 /11.2R24	115A8/B	TL	48	W10	89	42.8	10.7	126.6	19.4	2680	23	30
INDIA	84600025	320/85R24 /12.4R24	122A8/B	TL	51	W10	117	45.2	13.2	133.8	20.3	3300	23	30
NDIA	84600035	340/85R24 /13.6R24	125A8/B	TL	52	W11	126	46.5	14.0	137.6	20.9	3640	23	30
INDIA	84600047	380/85R24 /14.9R24	131A8/B	TL	54	W12	165	49.3	15.2	145.9	21.9	4300	23	30
INDIA	84600165	420/85R24 /16.9R24	137A8/B	TL	57	W14L	192	51.8	16.5	152.7	23.3	5080	23	30
INDIA	84600026	320/85R28 /12.4R28	124A8/B	TL	51	W11	128	49.1	12.8	145.2	22.2	3520	23	30

Country	CODE	SIZE	PR/LI	TT/TL	NS	RIM	WT	OD	SW	RC	SLR	LCC	PSI	SP
INDIA	84600040	340/85R28 /13.6R28	127A8/B	TL	52	W11	137	51.0	14.1	150.9	22.8	3860	23	30
INDIA	84600070	380/85R28 /14.9R28	133A8/B	TL	54	W12	179	53.2	15.0	157.6	23.8	4540	23	30
INDIA	84600190	420/85R28 /16.9R28	139A8/B	TL	57	W14L	213	55.9	16.5	164.9	24.8	5360	23	30
INDIA	84600180	380/85R30 /14.9R30	135A8/B	TL	57	W12	189	55.2	15.0	162.8	24.8	4800	23	30
INDIA	84600200	420/85R30 /16.9R30	140A8/B	TL	57	W14L	224	57.8	17.0	170.5	25.9	5520	23	30
INDIA	84200510	420/90R30	142A8/B	TL	60	W13	241	59.8	16.5	176.3	26.9	5840	23	30
INDIA	84600525	420/90R30	147A8/B	TL	60	W13	250	59.8	16.5	176.3	26.9	6800	23	30
INDIA	84600140	460/85R30 /18.4R30	145A8/B	TL	63	W15L	254	60.2	18.7	178.3	26.9	6400	23	30
INDIA	84600032	320/85R32 /12.4R32	126A8/B	TL	51	W11	145	53.4	12.8	158.1	24.6	3740	23	30
INDIA	84600080	380/85R34 /14.9R34	137A8/B	TL	57	W12	206	59.4	15.0	175.4	26.8	5080	23	30
INDIA	84600100	420/85R34 /16.9R34	142A8/B	TL	57	W15L	237	62.0	16.5	182.9	28.1	5840	23	30
INDIA	84600145	460/85R34 /18.4R34	147A8/B	TL	63	W16L	286	64.4	18.9	190.7	28.9	6800	23	30
INDIA	84600151	460/85R34 /18.4R34	157A8/B	TL	63	W16L	301	64.4	18.9	190.7	28.9	9100	52	30
INDIA	84600033	320/85R36 /12.4R36	128A8/B	TL	51	W11	162	57.4	12.8	169.9	26.6	3960	23	30
INDIA	84600045	340/85R36 /13.6R36	132A8/B	TL	52	W12	172	58.9	13.6	174.2	27.1	4400	23	30
INDIA	84200031	320/85R38 /12.4R38	143A8/B	TL	51	W11	175	59.4	12.8	178.4	27.6	6000	52	30
INDIA	84600046	340/85R38 /13.6R38	133A8/B	TL	52	W12	184	60.7	13.6	179.8	28.1	4540	23	30
INDIA	84600120	380/80R38 /14.9R38	142A8/B	TL	57	W12	213	62.1	14.8	185.9	28.7	5840	35	30
INDIA	84200121	380/80R38 /14.9R38 (SG)	152A8/B	TL	57	W12	231	62.1	14.8	185.9	28.7	7850	58	30
INDIA	84600130	420/85R38 /16.9R38	144A8/B	TL	57	W15L	276	66.1	16.4	195.8	30.3	6150	23	30
INDIA	84600160	460/85R38 /18.4R38	149A8/B	TL	63	W16L	314	68.5	17.9	202.8	30.8	7150	23	30
INDIA	84600166	460/85R38 /18.4R38	153A8/B	TL	63	W16L	325	68.5	17.9	202.8	30.8	8050	35	30
INDIA	84600300	520/85R38 /20.8R38	155A8/B	TL	68	W16A	403	72.8	20.7	218.3	32.7	8550	23	30
INDIA	84600301	520/85R38 /20.8R38 (SG)	169A8/B	TL	68	W16A	421	72.8	20.7	218.3	32.7	12800	52	30
INDIA	84200038	320/80R42	141A8/B	TL	51	W10	207	62.2	12.6	184.1	29.1	5680	46	30
INDIA	84200028	320/90R42	147A8/B	TL	53	W10	208	64.7	12.6	194.5	30.1	6800	52	30
INDIA	84600322	480/80R42 /18.4R42	151A8/B	TL	64	W16A	374	72.2	18.9	213.1	33.1	7600	23	30
INDIA	84600326	480/80R42 /18.4R42	169A8/B	TL	64	W16A	419	72.2	18.9	213.1	33.1	12800	64	30
INDIA	84600325	520/85R42 /20.8R42	157A8/B	TL	68	W16A	417	76.8	20.3	227.4	35.0	9100	23	30
INDIA	84200029	320/90R46	148A8/B	TL	53	W10	229	68.7	12.6	207.0	32.1	6950	52	30
INDIA	84200310	380/90R46 /14.9R46 (SG)	165A8/B	TL	59	W13A	317	73.3	15.0	217.1	33.8	11400	70	30
INDIA	84600260	480/80R46 /18.4R46	158A8/B	TL	64	W16A	389	77.2	18.9	227.6	35.0	9350	23	30
INDIA	84600360	520/85R46 /20.8R46	158A8/B	TL	68	W16A	447	80.8	20.3	238.6	36.9	9350	23	30

**(845) ALLIANCE FARMPRO 70  
RADIAL R-1W**

**OEM FITMENT**

Modern R-1W design used in a wide variety of farm applications and up to 25% improvement in fuel economy over standard bias R-1. Versatile multi-angle lug design provides long wear, smooth roading and excellent self cleaning. (TUBELESS)



Country	CODE	SIZE	PR/LI	TT/TL	NS	RIM	WT	OD	SW	RC	SLR	LCC	PSI	SP
INDIA	84501048	280/70R20	116A8/113B	TL	40	W10	67	35.9	10.9	106.5	16.3	2540	23	30
INDIA	84501055	300/70R20	120A8/117B	TL	40	W10	77	37.6	11.5	111.5	17.1	2830	35	30
INDIA	84501060	320/70R20	123A8/120B	TL	40	W10	86	38.8	12.8	114.5	17.5	3080	35	30
INDIA	84501300	320/70R24	116A8/B	TL	51	W10	110	43.1	12.6	127.1	19.6	2540	23	30
INDIA	84501320	360/70R24	122A8/B	TL	52	W11	134	45.2	14.1	133.3	20.6	3000	23	30
INDIA	84501340	380/70R24	125A8/B	TL	53	W12	147	46.9	15.0	138.2	21.2	3300	23	30
INDIA	84501360	420/70R24	130A8/B	TL	54	W13	179	49.1	16.5	144.9	22.1	3860	23	30
INDIA	84501470	480/70R24	138A8/B	TL	58	W15L	215	51.8	18.9	151.9	23.3	5200	23	30
INDIA	84501400	320/70R28	119A8/B	TL	51	W10	125	46.9	12.6	138.4	21.5	2760	23	30
INDIA	84501420	360/70R28	125A8/B	TL	52	W11	150	48.8	14.1	144.0	22.5	3300	23	30
INDIA	84501450	380/70R28	127A8/B	TL	53	W12	162	50.9	15.0	150.2	23.2	3520	23	30
INDIA	84501462	420/70R28	133A8/B	TL	54	W13	198	53.1	16.5	156.7	24.1	4080	23	30
INDIA	84501480	480/70R28	140A8/B	TL	58	W15L	232	55.7	18.9	164.3	25.2	5080	23	30
INDIA	84501505	420/70R30	134A8/B	TL	54	W13	207	55.0	16.5	162.4	25.0	4300	23	30
INDIA	84501535	480/70R30	141A8/B	TL	58	W15L	240	58.2	18.9	171.7	26.3	5200	23	30
INDIA	84501537	480/70R30 (HS)	150A8/144E	TL	58	W15L	271	58.2	18.9	171.7	26.3	7400	41	25
INDIA	84501550	520/70R30	145A8/B	TL	59	W16L	295	60.5	20.3	178.4	27.2	6400	23	30
INDIA	84501540	480/70R34	143A8/B	TL	58	W15L	260	62.2	18.9	183.5	28.3	6000	23	30
INDIA	84501580	520/70R34	148A8/B	TL	59	W16L	332	64.6	20.3	190.5	29.3	6950	23	30
INDIA	84502500	480/70R38	145A8/B	TL	58	W15L	308	66.2	18.9	195.2	30.3	6400	23	30
INDIA	84502525	520/70R38	150A8/B	TL	59	W16L	359	69.1	20.3	203.8	31.4	7400	23	30
INDIA	84502560	580/70R38	155A8/B	TL	62	W18A	422	72.2	22.7	213.1	32.6	8550	23	30
INDIA	84502585	710/70R38	172A8/B	TL	74	DW23B	643	77.1	28.2	227.1	34.6	13900	23	30
INDIA	84502595	710/70R42	173A8/B	TL	74	DW23B	691	81.1	28.2	239.4	36.9	14300	23	30

## (324) FARMPRO R-1

Double-angled lug design for traction and good self-cleaning in the field. Wide nose bar ensures long wear on hard surfaces.



Country	CODE	SIZE	PR/LI	TT/TL	NS	RIM	WT	OD	SW	RC	SLR	LCC	PSI	SP
INDIA	32432403	9.5-20	6	TT	35	W8	50	37.0	9.5	112.0	17.4	1820	30	25
INDIA	32405918	8.3-24	8	TT	35	W7	47	39.2	8.3	118.9	18.5	2040	45	25
INDIA	32405808	9.5-24	8	TT	39	W8	57	41.3	9.5	125.0	19.4	2470	41	25
INDIA	32404720	11.2-24	8	TT	42	W10	68	43.5	11.2	130.5	20.2	2760	35	25
INDIA	32405020	12.4-24	8	TT	43	W11	87	45.7	12.4	136.3	21.0	3200	33	25
INDIA	32406112	13.6-24	8	TT	45	W12	104	47.6	13.6	141.1	21.6	3420	29	25
INDIA	32407108	14.9-24	8	TT	47	W13	115	49.8	14.9	147.4	22.6	3960	26	25
INDIA	32461520	16.9-24	8	TT	47	W15	143	52.6	16.9	154.8	23.7	4540	25	25
INDIA	32470010	18.4-26	12	TL	49	W16L	186	57.1	18.4	167.1	25.4	6600	33	25
INDIA	32412490	11.2-28	8	TT	42	W10	78	47.4	11.2	142.6	22.0	2910	35	25
INDIA	32412520	12.4-28	8	TT	43	W11	99	49.6	12.4	148.7	23.0	3420	33	25
INDIA	32412600	13.6-28	8	TT	45	W12	114	51.6	13.6	153.0	23.5	3640	29	25
INDIA	32414002	14.9-28	8	TT	47	W13	132	53.7	14.9	158.9	24.3	4180	26	25
INDIA	32415020	16.9-28	8	TT	47	W15	154	56.5	16.9	166.3	25.4	4800	25	25
INDIA	32416900	16.9-30	8	TT	47	W15	165	58.5	16.9	172.0	26.3	5080	25	25
INDIA	32417862	18.4-30	8	TT	48	W16	187	61.0	18.4	179.0	27.3	5360	20	25
INDIA	32419602	16.9-34	8	TT	47	W15	191	62.4	16.9	185.7	28.5	5360	25	25
INDIA	32420015	18.4-34	8	TT	48	W16	209	65.0	18.4	192.2	29.4	5840	20	25
INDIA	32453010	15.5-38	8	TT	46	W15L	163	61.8	15.5	184.8	28.5	4540	26	25
INDIA	32419720	16.9-38	8	TT	47	W15L	212	66.5	17.1	197.0	30.1	5680	25	25
INDIA	32422150	18.4-38	8	TT	48	W16	239	68.9	18.4	204.1	31.3	6000	20	25



**(347) HI TRACTION BIAS R-1** **OEM FITMENT**

Low-angle bar and high lug count provides superior traction under hard pulling circumstances. Strong nylon casing ensures long service hours.



Country	CODE	SIZE	PR/LI	TT/TL	NS	RIM	WT	OD	SW	RC	SLR	LCC	PSI	SP
INDIA	34702208	23.1-26	12	TT	68	DW20A/B	286	63.2	23.1	183.0	27.7	8050	25	25
INDIA	34702210	23.1-26	12	TL	68	DW20A/B	293	63.2	23.1	183.0	27.7	8050	25	25
INDIA	34702345	23.1-26	14	TL	68	DW20A/B	309	63.2	23.1	183.0	27.7	8800	29	25
INDIA	34702220	23.1-26	16	TT	68	DW20A/B	311	63.2	23.1	183.0	27.7	9650	33	25
INDIA	34702227	23.1-26	16	TL	68	DW20A/B	330	63.2	23.1	183.0	27.7	9650	33	25
INDIA	34702659	23.1-30	12	TT	66	DW20A/B	348	67.2	23.1	195.6	29.7	8550	25	25
INDIA	34702667	23.1-30	14	TT	66	DW20A/B	354	67.2	23.1	195.6	29.7	9350	29	25
ISRAEL	34702720	24.5-32	12	TL	67	DW21A/B	427	71.1	24.5	208.1	31.7	9900	25	25
ISRAEL	34702810	23.1-34	12	TT	67	DW21A/B	371	71.2	23.1	207.4	31.5	9100	25	25
INDIA	34702820	13.6-36	6	TT	59	W12	143	59.6	13.6	177.1	27.2	3640	23	25
INDIA	34702825	16.9-38	8	TT	63	W14L	221	66.5	16.9	197.0	30.2	5680	25	25
INDIA	34710007	18.4-38	8	TT	65	W15L	240	68.9	18.4	204.1	31.3	6000	20	25
INDIA	34710011	18.4-38	10	TT	65	W15L	252	68.9	18.4	204.1	31.3	6950	26	25
INDIA	34710014	18.4-38	14	TT	65	W15L	264	68.9	18.4	204.1	31.3	8550	36	25
INDIA	34710032	20.8-38	8	TT	67	W18A	323	72.4	20.8	213.0	32.5	6950	19	25
INDIA	34710051	20.8-38	14	TT	67	W18A	358	72.4	20.8	231.0	32.5	9650	33	25

**(349) YIELD MASTER R-1** **OEM FITMENT**

The lug design on the 349 provides maximum traction, reducing fuel consumption and time in field. The strong nylon casing and reinforced bead area make the Yield Master the tire of choice for demanding farmers. (TUBELESS)



Country	CODE	SIZE	PR/LI	TT/TL	NS	RIM	WT	OD	SW	RC	SLR	LCC	PSI	SP
INDIA	34900010	23.1-26	14	TL	54	DW20A/B	382	63.2	23.3	186.2	28.4	7850	29	20
INDIA	34900015	28L-26	12	TL	56	DW25A	422	63.7	28.1	182.2	27.6	7400	20	20
INDIA	34910004	30.5L-32	12	TL	60	DW27	590	72.6	30.5	213.4	32.6	9900	22	20
INDIA	34910011	30.5L-32	16	TL	60	DW27	645	72.6	30.5	213.4	32.6	11700	25	20
INDIA	34910021	30.5L-32	18	TL	66	DW27	664	72.6	30.5	213.4	32.6	13200	30	20

## (304) BIAS R-1 **OEM FITMENT**

Designed to reduce side-slippage, provides exceptional service in hillside applications. Double-angle design with wide spacing between the lugs ensures self cleaning in all soils.



Country	CODE	SIZE	PR/LI	TT/TL	NS	RIM	WT	OD	SW	RC	SLR	LCC	PSI	SP
INDIA	30401107	12.4-24	8	TT	58	W11	92	45.7	12.4	136.3	21.0	3200	33	25
INDIA	30402308	14.9-24	8	TT	63	W13	120	49.8	14.9	147.4	22.6	3960	26	25
INDIA	30403509	16.9-24	8	TT	44	W15L	141	52.6	16.9	154.8	23.7	4540	25	25
INDIA	30405060	11.2-28	8	TT	44	W10	81	47.4	11.2	142.6	22.0	2910	35	25
INDIA	30405850	12.4-28	8	TT	46	W11	99	49.6	12.4	148.7	23.0	3420	33	25
INDIA	30406508	13.6-28	8	TT	59	W12	107	51.6	13.6	153.0	23.5	3640	29	25
INDIA	30407601	18.4-28	8	TT	60	W16L	163	59.1	18.4	173.5	26.5	5200	20	25
INDIA	30413105	13.6-36	8	TT	58	W12	143	59.6	13.6	179.1	27.7	4300	30	25
INDIA	30413407	12.4-38	6	TT	55	W11	122	59.6	12.4	180.2	28.0	3300	25	25
INDIA	30414306	13.6-38	8	TT	58	W12	141	61.6	13.6	185.4	28.7	4300	29	25
INDIA	30414350	13.6-38	8	TL	58	W12	152	61.6	13.6	185.4	28.7	4300	29	25
INDIA	30415205	14.9-38	8	TT	59	W13	155	63.6	14.9	190.7	29.4	4800	26	25

## (324) BIAS R-1 **OEM FITMENT**

The 45-degree lug is specially designed to provide high traction and long life under adverse conditions. Strong nylon casing ensures full power transfer along with increased durability.



Country	CODE	SIZE	PR/LI	TT/TL	NS	RIM	WT	OD	SW	RC	SLR	LCC	PSI	SP
INDIA	32400809	6.50-15	6	TT	20	5.50F	24	26.1	6.4	76.5	11.6	1070	52	25
INDIA	32401007	6.50-16	8	TT	21	5.50F	27	29.7	7.4	88.6	13.7	1070	39	25
INDIA	32401708	7.50-16	8	TT	29	5.50F	44	31.6	8.4	94.5	14.6	1570	45	25
INDIA	32401902	8.25-16	6	TT	33	6.00F	47	32.2	9.0	95.4	14.6	1480	29	25
INDIA	32422403	9.5-20	6	TT	35	W8	56	37.0	9.5	112.0	17.4	1820	30	25
INDIA	32402251	9.5-22	6	TT	35	W8	54	39.2	9.5	118.6	18.4	1820	32	25
INDIA	32402918	8.3-24	8	TT	35	W7	54	39.2	8.3	118.9	18.5	2040	45	25
INDIA	32403808	9.5-24	8	TT	39	W8	68	41.3	9.5	125.0	19.4	2470	41	25
INDIA	32404707	11.2-24	8	TT	48	W10	81	43.5	11.2	130.5	20.2	2760	35	25
INDIA	32405099	12.4-24	8	TT	58	W11	94	45.7	12.4	136.3	21.0	3200	33	25
INDIA	32405661	12.4-24	12	TT	58	W11	104	45.7	12.4	136.3	21.0	4080	42	25
INDIA	32406105	13.6-24	8	TL	48	W12	113	47.6	13.6	141.1	21.6	3420	29	25
INDIA	32407102	14.9-24	8	TT	50	W13	120	49.8	14.9	147.4	22.6	3960	26	25
INDIA	32407115	14.9-24	8	TL	50	W13	128	49.8	14.9	147.4	22.6	3960	26	25
INDIA	32408605	18.4-26	8	TT	62	W16L	194	57.1	18.4	167.1	25.4	5080	20	25

More sizes on next page...

**(324) BIAS R-1 Continued**

Country	CODE	SIZE	PR/LI	TT/TL	NS	RIM	WT	OD	SW	RC	SLR	LCC	PSI	SP
INDIA	32408907	18.4-26	10	TT	62	W16L	198	57.1	18.4	167.1	25.4	5840	26	25
INDIA	32409202	18.4-26	12	TT	62	W16L	193	57.1	18.4	167.1	25.4	6600	33	25
INDIA	32409271	18.4-26	12	TL	62	W16L	205	57.1	18.4	167.1	25.4	6600	33	25
INDIA	32411304	11.2-28	8	TT	55	W10	91	47.4	11.2	142.6	22.0	2910	35	25
INDIA	32412505	12.4-28	8	TT	58	W11	109	49.6	12.4	148.7	23.0	3420	33	25
INDIA	32412531	13.6-28	8	TT	48	W12	123	51.6	13.6	153.0	23.5	3640	29	25
INDIA	32413404	14.9-28	8	TT	60	W13	137	53.7	14.9	158.9	24.3	4180	26	25
INDIA	32414303	16.9-28	8	TT	73	W15L	156	56.5	16.9	166.3	25.4	4800	25	25
INDIA	32414907	16.9-28	12	TT	73	W15L	170	56.5	16.9	166.3	25.4	6000	35	25
INDIA	32415206	14.9-30	8	TT	58	W13	142	55.7	14.9	167.7	26.0	4400	26	25
INDIA	32416403	16.9-30	8	TT	58	W15L	165	58.5	16.9	172.0	26.3	5080	25	25
INDIA	32416712	16.9-30	12	TT	58	W15L	181	58.5	16.9	172.0	26.3	6150	36	25
INDIA	32417302	18.4-30	8	TT	60	W15L	210	61.0	18.4	179.0	27.3	5360	20	25
INDIA	32417604	18.4-30	10	TT	60	W15L	223	61.0	18.4	179.0	27.3	5840	26	25
INDIA	32417809	18.4-30	14	TT	60	W15L	233	61.0	18.4	179.0	27.3	7850	39	25
INDIA	32418190	9.5-32	6	TT	38	W8	82	49.3	9.5	134.5	19.7	2090	30	25
INDIA	32418245	12.4-32	8	TT	47	W11	124	53.5	12.4	161.0	24.9	3640	32	25
INDIA	32419402	16.9-34	8	TT	58	W15L	190	62.4	16.9	185.7	28.5	5360	25	25
INDIA	32419500	16.9-34	14	TT	58	W15	219	62.4	16.9	185.7	28.5	7150	41	25
INDIA	32419230	18.4-34	8	TL	58	W16L	237	65.0	18.4	192.2	29.4	5840	20	25
INDIA	32420001	18.4-34	8	TT	58	W16L	214	65.0	18.4	192.2	29.4	5840	20	25
INDIA	32420907	18.4-34	14	TT	58	W16L	240	65.0	18.4	192.2	29.4	8050	36	25
INDIA	32421492	9.5-36	6	TT	38	W8	92	53.3	9.5	153.8	23.2	2270	30	25
INDIA	32421507	12.4-36	8	TT	51	W11	134	57.7	12.4	173.5	26.9	3740	32	25

**(357) BIAS R-1**

The 45-degree extra-strong lug designed for high power transmissions used in heavy duty service. The double-angle lug design ensures self cleaning for better traction.



Country	CODE	SIZE	PR/LI	TT/TL	NS	RIM	WT	OD	SW	RC	SLR	LCC	PSI	SP
INDIA	35702008	12.4-24	8	TT	57	W11	89	45.7	12.4	136.3	21.0	3200	33	25
INDIA	35709207	12.4-36	8	TT	57	W11	129	57.7	12.4	173.5	26.9	4800	49	25
INDIA	35710400	13.6-38	8	TT	57	W12	145	61.6	13.6	185.4	28.7	4300	29	25
INDIA	35711309	15.5-38	8	TT	58	W14L	164	61.8	15.5	184.8	28.5	4540	26	25
INDIA	35711902	18.4-38	8	TT	58	W15L	246	68.9	18.4	204.1	31.3	6000	20	25



## (358) BIAS R-1

The multi-angled lug design provides a smooth ride in the field and over the road. Reinforced lugs prevent fatigue cracks and ensure uncompromising traction.



Country	CODE	SIZE	PR/LI	TT/TL	NS	RIM	WT	OD	SW	RC	SLR	LCC	PSI	SP
INDIA	35806808	14.9-24	8	TT	59	W13	121	49.8	14.9	147.4	22.6	3960	26	25
INDIA	35806212	14.9-24	12	TT	59	W13	129	49.8	14.9	147.4	22.6	4940	38	25
INDIA	35807808	16.9-24	8	TT	63	W15L	160	52.6	16.9	154.8	23.7	4540	25	25
INDIA	35807407	14.9-28	8	TT	59	W15L	131	53.7	14.9	158.9	24.3	4180	26	25
INDIA	35811888	15.5-38	8	TT	59	W14L	166	61.8	15.5	184.8	28.5	4540	26	25

## (768) IRRIGATION

The deep 23-degree lugs are designed for superior traction and self cleaning. Premium compound for long wear in wet conditions. (TUBELESS)



Country	CODE	SIZE	PR/LI	TT/TL	NS	RIM	WT	OD	SW	RC	SLR	LCC	PSI	SP
INDIA	76800002	11.2-24	6	TL	32	W10	61	43.5	11.2	130.5	20.2	2340	26	25
INDIA	76800012	14.9-24	8	TL	35	W13	103	49.2	14.9	145.7	22.6	3960	26	25
INDIA	76800009	11.2-38	6	TL	30	W10	105	57.4	11.2	172.8	26.7	2600	26	25

## (316) (329) MULTIPURPOSE R-3 OEM FITMENT

Multi purpose rear tractor tire, designed for low disturbance traction. Tough nylon casing and compounding delivers trouble free performance under all conditions. (TUBELESS)



Country	CODE	SIZE	PR/LI	TT/TL	NS	RIM	WT	OD	SW	RC	SLR	LCC	PSI	SP
INDIA	31600804	12.4-16	10	TT	22	W10L	70	36.7	12.4	109.6	16.9	3200	51	25
INDIA	32906109	13.5-16.1	10	TL	19	W11C	83	40.2	13.9	116.9	17.7	3420	41	25
INDIA	32903350	14.9-24	6	TL	33	W13	123	48.9	15.5	145.6	22.4	3420	20	25
INDIA	32903353	14.9-24	8	TL	33	W13	124	48.9	15.5	145.6	22.4	3960	26	25
INDIA	32903363	16.9-24	8	TL	34	W15L	151	51.5	17.4	150.2	22.8	4540	25	25
INDIA	32904203	18.4-26	10	TL	30	W16L	194	56.1	18.9	165.9	25.4	5840	26	25
INDIA	32904300	18.4-26	12	TL	30	W16L	202	56.1	18.9	165.9	25.4	6600	33	25
INDIA	32905102	23.1-26	12	TL	22	DW20A/B	269	61.4	23.1	178.9	27.2	8050	25	25
INDIA	32905250	23.1-26	16	TL	22	DW20A/B	276	61.4	23.1	178.9	27.2	9650	33	25
INDIA	32905803	28L-26	16	TL	22	DW25A/B	337	62.6	28.1	182.2	27.6	9900	29	25
INDIA	32905851	13.6-28	6	TL	33	W12	135	51.6	13.6	155.2	24.0	3200	23	25

**(330) MULTIPURPOSE R-3 OEM FITMENT**

Multi purpose rear tractor tire, designed for low-disturbance traction. Heavy duty, reinforced construction, specially designed for heavy construction equipment. (TUBELESS)



Country	CODE	SIZE	PR/LI	TT/TL	NS	RIM	WT	OD	SW	RC	SLR	LCC	PSI	SP
INDIA	33005071	23.1-26	8	TL	35	DW20A/B	292	62.2	23.1	181.0	27.4	6400	16	25
INDIA	33005105	23.1-26	12	TL	35	DW20A/B	314	61.4	23.1	178.9	27.2	8050	25	25
INDIA	33005610	23.1-26	153A8/B	TL	35	DW20A/B	345	61.4	23.1	178.9	27.2	8050	25	25
INDIA	33005205	23.1-26 (WIDE)	16	TL	35	DW20A/B	336	61.4	23.0	179.0	27.0	9650	32	25
INDIA	33020007	28L-26	16	TL	35	DW25A/B	386	62.6	28.1	182.2	27.6	9900	29	25
INDIA	33020017	28L-26 (WIDE)	16	TL	35	DW25A/B	398	62.6	28.1	182.2	27.6	9900	29	25
INDIA	33020026	28L-26 (LOWER OD) (DB)	16	TL	35	DW25A/B	422	61.0	28.0	182.2	27.6	9900	29	25



## AGRICULTURAL FRONTS AND IMPLEMENTS

### (303) F-2 3 RIB **OEM FITMENT**

3 Rib front design provides excellent fitment for all purpose tractors. Strong nylon casing delivers long-lasting performance.



Country	CODE	SIZE	PR/LI	TT/TL	NS	RIM	WT	OD	SW	RC	SLR	LCC	PSI	SP
INDIA	30301110	500-15	6	TT	23	4	18	25.8	5.5	77.9	12.1	880	60	25
INDIA	30302303	6.00-16	6	TT	26	4.50E	20	28.9	6.5	86.9	13.4	1140	52	25
INDIA	30302307	6.00-16	8	TT	26	4.50E	22	28.9	6.5	86.9	13.4	1360	68	25
INDIA	30302605	6.50-16	6	TT	28	4.00E	26	29.9	6.9	89.9	13.9	1230	48	25
INDIA	30303202	7.50-16	8	TT	31	5.50F	33	31.7	8.1	94.6	14.6	1710	56	25
INDIA	30303300	9.00-16	10	TT	37	W8L	45	33.7	9.2	100.6	15.5	2400	60	25
INDIA	30303895	10.00-16	8	TL	33	W8L	58	35.2	10.8	104.3	16.0	2340	44	25
INDIA	30303903	10.00-16	10	TT	33	W8L	57	35.2	10.8	104.3	16.0	2680	56	25
INDIA	30304403	11.00-16	10	TT	33	W10L	76	38.0	12.4	112.2	17.2	3080	52	25
INDIA	30305000	7.50-18	8	TT	31	5.50F	39	33.9	8.1	101.0	15.6	1870	56	25
INDIA	30306201	6.00-19	6	TT	26	4.50E	24	32.0	6.5	96.9	15.0	1280	52	25

### (313) F-2M 4 RIB

4 Rib front design is excellent for steering on hard surfaces. Strong nylon casing delivers long lasting performance. (TUBELESS)



Country	CODE	SIZE	PR/LI	TT/TL	NS	RIM	WT	OD	SW	RC	SLR	LCC	PSI	SP
INDIA	31300040	9.5L-15	8	TL	21	8LB	42	30.8	9.8	92.0	14.1	1870	48	25
INDIA	31300001	11L-15	8	TL	28	8LB	50	31.5	11.0	94.0	14.4	2090	44	25
INDIA	31300005	10.00-16	8	TL	27	W8L	59	35.1	11.1	105.0	15.9	2340	44	25
INDIA	31300015	11.00-16	8	TL	28	W10L	73	37.6	12.2	112.0	16.9	2600	40	25
INDIA	31310164	14L-16.1	12	TL	36	W11C	97	37.9	13.9	113.0	17.1	3860	52	25

## AGRICULTURAL FRONTS AND IMPLEMENTS

### (381) STEEL BELTED RADIAL IMPLEMENT

IF tires carry up to 20% more load at the same inflation pressure as conventional radials, or require 20% lower inflation pressure for the same load, reducing soil compaction. Steel belts, rounded shoulders, wide flat footprint, and low inflation pressure for superior performance over bias implement tires. (TUBELESS - STEEL BELTED)



Country	CODE	SIZE	PR/LI	TT/TL	NS	RIM	WT	OD	SW	RC	SLR	LCC	PSI	SP
INDIA	38110005	IF 280/70R15	137D	TL	12	W8	64	30.5	11.0	90.7	13.8	5080	73	40
INDIA	38110010	340/60R16.5	147D	TL	16	9.75	83	32.5	13.2	96.7	14.8	6800	80	40
INDIA	38110015	380/55R16.5	152D	TL	16	12	92	32.8	15.0	97.8	15.0	7850	80	40

### (571) AGRICULTURE IMPLEMENT RADIAL OEM FITMENT

High flotation for turf and grassland applications. Steel belts and rounded shoulders provide a smooth and comfortable ride for on and off-road application. (TUBELESS - STEEL BELTED)



Country	CODE	SIZE	PR/LI	TT/TL	NS	RIM	WT	OD	SW	RC	SLR	LCC	PSI	SP
ISRAEL	57100010	340/65R18 (SB)	148A8/145E	TL	11	W11	77	35.1	13.4	107.4	15.8	6400	73	43

### (327) ALLIANCE FARM PRO IMPLEMENT I-1 OEM FITMENT

The center ribs, together with a wide and flat contact area, provide the lowest possible soil compaction and damage. Steep-angled lugs on the sides provide directional stability and reduce slippage. (TUBELESS)



Country	CODE	SIZE	PR/LI	TT/TL	NS	RIM	WT	OD	SW	RC	SLR	LCC	PSI	SP
INDIA	32700110	400/60-15.5	14	TL	17	13	83	34.4	15.9	98.3	14.8	6400	52	25
INDIA	32700308	340/55-16 (SG)	12	TL	15	11	63	30.7	13.4	92.7	14.4	4540	49	25
INDIA	32700350	500/50-17	10	TL	17	16	114	37.8	19.7	111.8	17.1	6000	29	25
INDIA	32700365	500/50-17	14	TL	17	16	127	37.8	19.7	111.8	17.1	7150	40	25
INDIA	32700390	500/50-17	18	TL	17	16	127	37.8	19.7	111.8	17.1	8250	51	25
INDIA	32700112	320/80-18/12.5/80-18	12	TL	16	9	71	38.2	12.6	112.6	17.1	5840	54	25
INDIA	32700230	400/70-20/16.0/70-20	12	TL	15	13	104	42.3	16.1	122.5	18.7	7600	44	25
INDIA	32700520	500/55-20	12	TL	16	16	128	41.7	19.8	120.6	18.3	8550	47	25

## (320) AGRICULTURAL IMPLEMENT **OEM FITMENT** LOW SECTION I-1

Low-section implement designed for on and off road applications.  
Hard to find agricultural implement low section I-1 sizes.



Country	CODE	SIZE	PR/LI	TT/TL	NS	RIM	WT	OD	SW	RC	SLR	LCC	PSI	SP
INDIA	32001650	10.0/75-15.3	14	TL	15	9	38	29.9	10.4	88.3	13.5	4180	80	25
INDIA	32003251	11.5/80-15.3	16	TL	14	9	57	33.3	11.4	96.7	14.6	5840	80	25
INDIA	32011951	12.5-15.3	14	TL	14	9	64	34.4	12.1	100.7	15.3	5840	62	25
ISRAEL	32013092	500/50-17 (HS)	16	TL	20	16	115	37.0	19.7	107.7	16.3	7850	47	25
INDIA	32013708	10.5/80-18	10	TL	19	9	60	34.8	10.8	103.9	16.0	4300	54	25
INDIA	32007210	12.5/80-18	16	TL	15	9	88	38.0	125.1	111.6	17.0	6950	71	25
INDIA	32015812	13.0/65-18	16	TL	13	11	70	35.0	13.2	102.8	15.7	6150	71	25
INDIA	32016553	15.0/70-18	12	TL	15	13	96	39.0	15.4	114.3	17.4	6400	45	25
INDIA	32021611	16.0/70-20	14	TT	21	14	111	42.3	16.5	124.3	18.9	8250	51	25

## (542) AGRICULTURE RIB **OEM FITMENT** IMPLEMENT I-1

Easy steering of machinery/equipment due to the heavily, grooved ribs. Designed for free-rolling wheels used in harvesting machines, hay balers, bale racks, seeders, windrowers and fertilizer/manure spreaders. (TUBELESS)



Country	CODE	SIZE	PR/LI	TT/TL	NS	RIM	WT	OD	SW	RC	SLR	LCC	PSI	SP
INDIA	54200044	9.5L-14SL	8	TL	10	8LB	30	29.4	9.5	87.9	13.4	2400	44	30
INDIA	54200085	11L-14SL	8	TL	10	8LB	33	29.7	11.0	88.0	13.5	2470	36	30
INDIA	54200020	6.70-15SL	6	TL	7	4J	19	28.4	6.7	84.1	12.9	1610	44	30
INDIA	54200035	7.60-15SL	8	TL	8	7J	28	29.0	8.2	85.6	13.1	2090	52	30
INDIA	54200060	9.5L-15	8	TL	10	8LB	32	30.2	9.8	89.3	13.9	2470	44	30
INDIA	54200074	9.5L-15	12	TL	10	8LB	36	30.2	9.8	89.3	13.9	3200	64	30
INDIA	54200100	11L-15SL	8	TL	10	8LB	38	30.7	10.5	90.1	13.8	2540	36	30
INDIA	54200107	11L-15SL	12	TL	10	8LB	41	30.7	10.5	90.1	13.8	3200	52	30
INDIA	54200118	12.5L-15SL	10	TL	11	10LB	45	32.9	12.6	95.7	14.6	3420	44	30
INDIA	54200115	12.5L-15SL	12	TL	11	10LB	47	32.9	12.6	95.7	14.6	3860	52	30
INDIA	54200124	12.5L-15SL	14	TL	11	10LB	51	32.9	12.6	95.7	14.6	3960	62	30
INDIA	54200210	7.50-16	8	TL	8	5.50F	28	31.0	8.5	93.3	14.3	2340	48	30
INDIA	54200225	9.00-16	10	TL	10	W8L	45	33.7	10.4	100.3	15.4	3300	52	30
INDIA	54200108	11.00-16	12	TL	10	W10L	54	37.4	12.4	108.0	16.5	4940	50	30
INDIA	54200129	19L-16.1	12	TL	15	W16	124	41.7	18.9	118.9	18.2	6600	36	30
INDIA	54200128	21.5L-16.1	10	TL	15	W18	142	44.8	21.5	127.0	19.4	6600	28	30
INDIA	54200130	21.5L-16.1	14	TL	15	W18	155	44.8	21.5	127.0	19.4	7850	36	30

## AGRICULTURAL FRONTS AND IMPLEMENTS

### (543) ALLIANCE HIGH SPEED **OEM FITMENT** RIB IMPLEMENT FI

Easy steering of machinery/equipment due to the heavily grooved ribs. Designed for use on harvesting machines, hay balers, spreaders, windrowers and seeders (DOT certified for intermittent high-speed use). (TUBELESS)



Country	CODE	SIZE	PR/LI	TT/TL	NS	RIM	WT	OD	SW	RC	SLR	LCC	PSI	SP
INDIA	54300200	9.5L-15 FI	8 (load range D)	TL	11	8LB	46	30.2	9.7	89.9	13.7	2680	60	62
INDIA	54300005	11L-15 FI	8 (load range D)	TL	11	8LB	52	30.9	10.4	90.6	13.9	3080	60	62
INDIA	54300010	11L-15 FI	12 (load range F)	TL	11	8LB	59	30.9	10.4	90.6	13.9	3960	90	62
INDIA	54300104	12.5L-15 FI	12 (load range F)	TL	13	10LB	69	32.3	12.5	94.2	14.1	4680	90	62

### (222) AGRICULTURAL **OEM FITMENT** IMPLEMENT I-1

I-1 designed for usage on both free rolling and drive wheels. Hard to find large I-1 sizes enable fitment to large-capacity, heavy weight-bearing implements. (TUBELESS)



Country	CODE	SIZE	PR/LI	TT/TL	NS	RIM	WT	OD	SW	RC	SLR	LCC	PSI	SP
INDIA	22202103	16.5L-16.1SL	10	TL	14	W14C	84	40.3	16.5	115.0	17.2	5840	36	20
INDIA	22204980	15.0/55-17	18	TL	14	13	91	33.5	15.4	97.0	14.7	7400	87	25
INDIA	22213675	19.0/45-17	14	TL	14	16	107	33.5	18.9	97.2	14.8	6000	58	25

### (351) AGRICULTURAL **OEM FITMENT** IMPLEMENT I-1

Hard to find rare I-1 sizes and classic tread design fill important gaps in the market. Standard I-1 tread design is timeless.



Country	CODE	SIZE	PR/LI	TT/TL	NS	RIM	WT	OD	SW	RC	SLR	LCC	PSI	SP
INDIA	35100300	11.25-24SL	8	TT	12	W10H	84	46.1	12.8	136.2	20.9	3960	32	25
INDIA	35101115	11.25-28	12	TL	15	W10H	107	50.1	12.8	148.8	22.8	5360	48	25
INDIA	35101136	11.25-28	14	TT	15	W10H	110	50.1	12.8	148.8	22.8	5840	54	25

## (320) AGRICULTURAL IMPLEMENT **OEM FITMENT** VALUE PLUS I-1

Low-section implement designed for free rolling applications. Hard to find agricultural implement low section I-1 sizes.



Country	CODE	SIZE	PR/LI	TT/TL	NS	RIM	WT	OD	SW	RC	SLR	LCC	PSI	SP
INDIA	32001622	10.0/75-15.3	10	TL	15	9	32	29.9	10.4	88.3	13.5	3420	56	20
INDIA	32001652	10.0/75-15.3	14	TL	15	9	33	29.9	10.4	88.3	13.5	4180	80	20
INDIA	32011922	11.5/80-15.3	14	TL	14	9	42	33.3	11.4	96.7	14.6	5360	68	20
INDIA	32011957	12.5-15.3	14	TL	14	9	49	34.4	12.1	100.7	15.3	5840	62	20









# FLOTATION

Alliance has been a leader in flotation tire technology for decades, pioneering the innovation of radial flotation tires and highway-rated fast flotation designs. Farmers call on flotation tires when conditions are challenging, traction is vital and soil compaction is a constant threat. Our engineers are world-renowned experts in minimizing soil compaction and maximizing performance with flotation tires. The result: a broad line of high-performance flotation tires with great traction and a light touch.



# FLOTATION RADIAL FLOTATION

## (380) STEEL BELTED FLOTATION RADIAL **OEM FITMENT**

Market-leading performance from the manufacturer who introduced the first radial flotation tire. Reduced compaction, high-speed capability, steel-belted and heavy load capacity provide unbeatable performance. (TUBELESS - STEEL BELTED)



Country	CODE	SIZE	PR/LI	TT/TL	NS	RIM	WT	OD	SW	RC	SLR	LCC	PSI	SP
ISRAEL	38022953	550/45R22.5	151E	TL	31	16DC	207	42.1	21.7	125.2	19.3	7600	58	43
ISRAEL	38022922	560/60R22.5	161E	TL	29	16DC	257	49.0	21.8	144.1	22.0	10200	58	43
ISRAEL	38022956	600/50R22.5	159D	TL	29	20DC	249	46.1	24.1	141.1	20.7	9650	58	40
ISRAEL	38022962	600/50R22.5	167D	TL	29	20DC	280	46.1	24.1	141.3	20.7	12000	73	40
ISRAEL	38022999	600/55R22.5	162E	TL	29	20DC	265	49.0	23.6	144.5	22.1	10500	58	43
ISRAEL	38028020	620/40R22.5	155D	TL	33	20DC	234	42.2	24.4	125.2	19.2	8550	58	40
ISRAEL	38028058	620/40R22.5	171A8	TL	33	20DC	270	42.2	24.4	125.2	19.2	13600	102	25
ISRAEL	38022975	650/50R22.5	163E	TL	33	20DC	283	48.6	25.6	142.9	21.8	10700	58	43
ISRAEL	38022961	750/45R22.5	166E	TL	33	24DC	336	49.0	29.5	144.5	22.1	11700	58	43
ISRAEL	38030011	650/55R26.5	167E	TL	33	20DC	331	53.5	25.4	158.7	24.3	12000	58	43
ISRAEL	38030110	650/55R26.5 (HD)	178D	TL	33	AG20	344	53.8	25.2	158.3	24.2	16500	73	40
ISRAEL	38030545	650/60R26.5 (HD)	181D	TL	33	20DC	388	57.1	26.0	168.5	25.8	18200	73	40
ISRAEL	38041005	710/50R26.5 (HD)	178D	TL	33	AG24	409	55.2	28.7	168.8	24.8	16500	73	40
ISRAEL	38022992	750/45R26.5 (SG)	170E	TL	33	24DC	389	53.5	29.5	158.7	24.3	13200	58	43
ISRAEL	38060001	750/60R30.5	181D	TL	33	20DC	518	66.1	30.2	201.3	29.7	18200	58	40

## (381) STEEL BELTED FLOTATION RADIAL **OEM FITMENT**

Radial flotation tires designed for minimal soil compaction and minimal plant damage. For agricultural applications, primarily used on hay balers. Flat footprint, steel belts, rounded shoulders, and low inflation pressure for superior performance over bias flotation. (TUBELESS - STEEL BELTED)



Country	CODE	SIZE	PR/LI	TT/TL	NS	RIM	WT	OD	SW	RC	SLR	LCC	PSI	SP
ISRAEL	38100005	500/50R17	146D	TL	18	AG16	125	37.4	19.4	113.0	16.6	6600	58	40
ISRAEL	38100007	500/50R17	149D	TL	18	AG16	125	37.4	19.4	113.0	16.6	7150	65	40
ISRAEL	38100135	560/45R22.5 (NYLON)	146D	TL	23	AG16	178	42.5	21.3	129.7	19.1	6600	46	40
ISRAEL	38100100	560/45R22.5	146D	TL	23	AG16	187	42.5	21.3	129.7	19.1	6600	46	40
ISRAEL	38102600	620/40R22.5 (NYLON)	148D	TL	23	AG20	204	42.5	24.1	129.7	19.1	6950	46	40
ISRAEL	38100500	620/40R22.5	148D	TL	23	AG20	219	42.5	24.1	129.7	19.1	6950	46	40
ISRAEL	38102620	620/40R22.5	154D	TL	23	AG20	221	42.5	24.1	129.7	19.1	8250	58	40
ISRAEL	38102618	620/50R22.5 (NYLON)	161D	TL	24	AG20	228	46.1	23.6	141.8	20.5	10200	58	40
ISRAEL	38100720	620/50R22.5	161D	TL	24	AG20	240	46.1	23.6	141.8	20.5	10200	58	40
ISRAEL	38100810	710/40R22.5	162D	TL	24	AG24	262	45.7	27.6	140.6	20.5	10500	58	40
ISRAEL	38100900	620/55R26.5	166D	TL	25	AG20	291	53.4	24.1	163.3	23.9	11700	58	40
ISRAEL	38101000	710/50R26.5	170D	TL	35	AG24	319	53.5	28.0	164.2	24.0	13200	58	40
ISRAEL	38101600	800/45R26.5	174D	TL	40	AG28	372	54.1	31.5	166.9	24.1	14800	58	40

## (382) ALL-STEEL HIGH SPEED FLOTATION RADIAL MPT

OEM FITMENT

All-steel construction, built for high-speed of up to 62 mph. Block -type pattern enables high speed and provides exceptional grip and a smooth ride on the road. Semi-sharp shoulder lugs provides better grip in muddy fields as well as in other soil conditions. (TUBELESS - ALL STEEL)



Country	CODE	SIZE	PR/LI	TT/TL	NS	RIM	WT	OD	SW	RC	SLR	LCC	PSI	SP
ISRAEL	38200010	400/55R22.5 (DOT)(STL)	146J	TL	30	13DC	178	40.2	15.7	120.5	18.6	6600	87	62
ISRAEL	38200430	600/50R22.5 (DOT)(STL)	164J	TL	32	20DC	294	46.1	23.6	141.3	21.1	11000	94	62

## (388) STEEL BELTED FLOTATION RADIAL

Radial flotation tires designed for minimal soil compaction and maximum tire life. For agricultural applications, primarily used on spreaders and special trailers (i.e. sugar cane production). Flat footprint, steel belts, rounded shoulders and low inflation pressure for superior performance over bias flotation. (TUBELESS - STEEL BELTED)



Country	CODE	SIZE	PR/LI	TT/TL	NS	RIM	WT	OD	SW	RC	SLR	LCC	PSI	SP
ISRAEL	38828012	500/60R22.5	155D	TL	26	AG16	176	46.1	19.8	126.5	20.2	8550	58	40
ISRAEL	38828025	560/60R22.5	156D	TL	26	AG16	215	48.2	21.2	146.5	21.5	8800	55	40
ISRAEL	38828220	600/50R22.5	156D	TL	26	AG20	213	46.0	23.4	139.4	20.7	8800	52	40
ISRAEL	38829000	710/45R22.5	156D	TL	25	AG24	257	47.6	28.0	144.9	21.1	8800	41	40
ISRAEL	38830005	600/55R26.5	165D	TL	29	AG20	264	52.5	23.7	161.4	23.7	11400	58	40
ISRAEL	38830030	650/65R26.5	165D	TL	33	20DC	348	59.8	25.7	177.5	26.8	11400	41	40
ISRAEL	38830220	750/55R26.5	164D	TL	33	AG24	384	60.0	29.7	175.7	26.9	11000	35	40
ISRAEL	38830000	600/65R34	164D	TL	34	DW20	362	65.0	24.2	200.8	28.8	11000	41	40
ISRAEL	38830060	650/60R34	175D	TL	34	DW23	402	65.2	25.8	201.5	29.4	15200	58	40
ISRAEL	38830150	710/55R34	169D	TL	34	DW24	409	65.2	28.2	193.3	28.9	12800	41	40
ISRAEL	38830350	800/50R34	168D	TL	34	DW25	463	65.2	31.7	200.3	28.9	12300	35	40
ISRAEL	38830380	850/45R34	168D	TL	34	DW28	470	65.2	33.2	190.6	28.9	12300	30	40

**FLOTATION  
RADIAL FLOTATION**

**(390) STEEL BELTED AGRI-TRANSPORT  
FLOTATION RADIAL**

**OEM FITMENT**

The completely original Agri-Transport tire that set the standard for flotation—the tire the competition strives to duplicate. This steel-belted, high-speed tire is sought after by OEMs and in the replacement market for a wide range of on-road and off-road applications. (TUBELESS - STEEL BELTED)



Country	CODE	SIZE	PR/LI	TT/TL	NS	RIM	WT	OD	SW	RC	SLR	LCC	PSI	SP
ISRAEL	39021040	500/45R22.5 (DOT)(STL)	154F	TL	25	AG16	217	40.4	20.0	124.3	18.6	8250	87	50
ISRAEL	39022822	600/50R22.5 (DOT)(STL)	166F	TL	31	20DC	311	46.5	23.0	138.2	21.2	11700	87	50
ISRAEL	39023150	600/50R22.5	174A8	TL	31	20DC	305	46.0	23.8	135.8	20.8	14800	94	25
ISRAEL	39005722	620/75R26/23.1R26	153A8/B	TL	34	DW20B	367	62.6	24.4	189.2	28.1	8050	24	30
ISRAEL	39005731	28LR26	176A8/173B	TL	35	DW25	470	60.7	28.6	178.0	27.1	14300	41	30
ISRAEL	39005710	710/65R26	176D	TL	35	DW25	473	60.7	28.7	179.9	27.5	15700	58	40
ISRAEL	39021600	650/55R26.5 (HD)	178D	TL	31	20DC	393	54.9	26.2	162.2	24.8	16500	73	40
ISRAEL	39022521	710/50R26.5	172D	TL	33	24DC	407	54.7	28.7	167.3	24.7	13900	58	40
ISRAEL	39022775	710/50R30.5	176D	TL	33	24DC	447	58.9	28.6	180.2	26.8	15700	58	40
ISRAEL	39022790	710/50R30.5 (HD)	184D	TL	33	24DC	496	58.9	28.6	180.2	26.8	19800	73	40
ISRAEL	39022456	30.5LR32	181B	TL	39	DW27A	601	70.9	31.1	207.9	31.7	18200	44	30
ISRAEL	39022661	800/60R32	184D	TL	39	DW27A	655	70.9	31.3	209.8	32.1	19800	58	40

**(393) STEEL BELTED FLOTATION  
RADIAL**

**OEM FITMENT**

Steel-belted tire for both on and off road applications. Shoulder lugs provides better grip in muddy fields as well as in other soil conditions. Strong bead bundle with extra-thick reinforced sidewalls and high turn-up plies ensure excellent stability and protection against external damages. (TUBELESS - STEEL BELTED)



Country	CODE	SIZE	PR/LI	TT/TL	NS	RIM	WT	OD	SW	RC	SLR	LCC	PSI	SP
ISRAEL	39322800	35.5LR32	193A8/190B	TL	34	DH31	822	78.2	36.4	234.7	30.0	25400	87	25

**(398) ALL STEEL HIGH SPEED  
FLOTATION RADIAL**

All steel construction built for high-speed of up to 62 mph. Very aggressive pattern provides exceptional grip on and off the road, especially at high-speeds. Sharp shoulder lugs improve grip in muddy conditions. (TUBELESS - ALL STEEL)



Country	SIZE	
ISRAEL	445/65R22.5 (DOT)(STL)	
ISRAEL	600/50R22.5 (DOT)(STL)	COMING SOON...CONTACT YOUR SALES REPRESENTATIVE
ISRAEL	445/70R24 (DOT)(STL)	
ISRAEL	495/70R24 (DOT)(STL)	

## (882) STEEL BELTED AGRI-TRANSPORT FLOTATION RADIAL

Shoulder lugs provide better grip in muddy fields as well as in other soil conditions. Strong bead bundle and high turn-up plies ensure excellent stability and protection against external damages on and off road. (TUBELESS - STEEL BELTED)



Country	CODE	SIZE	PR/LI	TT/TL	NS	RIM	WT	OD	SW	RC	SLR	LCC	PSI	SP
INDIA	88200020	385/65R22.5	164D	TL	16	AG11.75	176	42.3	15.3	126.2	19.4	11000	131	40
INDIA	88200005	560/45R22.5	152D	TL	22	AG16	198	42.4	21.4	130.3	19.1	7850	58	40
INDIA	88200001	560/60R22.5	164D	TL	23	AG16	238	49.0	22.2	143.7	21.9	11000	58	40

## (885) STEEL BELTED FLOTATION RADIAL IMPLEMENT

The new generation in steel-belted radial flotation tires engineered for all applications. Strong bead bundle, extra-thick reinforced sidewall and a high turn-up plies ensure excellent stability and protection against external damages. (TUBELESS - STEEL BELTED)



Country	CODE	SIZE	PR/LI	TT/TL	NS	RIM	WT	OD	SW	RC	SLR	LCC	PSI	SP
INDIA	88500003	560/45R22.5	152D	TL	25	AG16	195	41.7	21.4	128.3	18.8	7850	58	40
INDIA	88500015	560/60R22.5	164D	TL	25	AG16	225	48.4	21.9	142.5	21.8	11000	58	40
INDIA	88500502	580/65R22.5	166D	TL	25	AG16	258	51.8	22.6	159.1	22.8	11700	58	40
INDIA	88500582	600/50R22.5	159D	TL	26	AG20	233	46.1	23.9	136.6	20.9	9650	58	40
INDIA	88500620	650/55R26.5	170D	TL	33	AG20	313	54.3	25.5	160.6	24.8	13200	58	40

# FLOTATION BIAS

## (328) FLOTATION IMPLEMENT I-3 **OEM FITMENT**

The broadest line of bias flotation in the marketplace, the 328 provides fitment to virtually all applications. High load capacities at low inflation provides unparalleled reduction in soil compaction. (TUBELESS)



Country	CODE	SIZE	PR/LI	TT/TL	NS	RIM	WT	OD	SW	RC	SLR	LCC	PSI	SP
INDIA	32826751	400/60-15.5	14/140A8	TL	21	13DC	72	34.4	15.9	98.8	14.8	5520	41	25
ISRAEL	32827420	500/50R17 (HS)	145D	TL	35	16DC	126	37.6	19.5	110.0	16.8	6400	58	40
ISRAEL	32826004	400/55-17.5	8/133A8	TL	33	13DC	95	34.9	15.3	102.5	15.2	4540	39	25
ISRAEL	32826593	400/55-17.5	16/149A8	TL	33	13DC	103	34.9	15.3	102.5	15.2	7150	58	25
INDIA	32879505	42X25.00-20 NHS	12/137A8	TL	32	20.5VF	204	24.5	42.5	124.4	18.9	5080	45	25
ISRAEL	32880005	48X25.00-20 NHS (DB)	12/151A8	TL	33	20.5VF	278	49.0	25.0	142.5	21.6	7600	45	25
ISRAEL	32881107	48X31.00-20 NHS (DB)	12/150A8	TL	33	26VF	297	49.0	30.5	142.9	21.7	7400	41	25
INDIA	32827033	400/55-22.5	16/152A8	TL	33	13DC	132	40.6	15.8	124.0	17.9	7850	58	25
INDIA	32827046	500/45-22.5	16/154A8	TL	33	16DC	161	40.6	19.7	118.1	17.9	8250	52	25
INDIA	32827061	500/45-22.5 (HS)	16/146E	TL	33	16DC	161	40.6	19.7	118.1	17.9	6600	52	43
INDIA	32828123	500/60-22.5	16/163A8	TL	32	16DC	173	46.1	19.7	133.1	20.1	10700	46	25
INDIA	32827054	550/45-22.5	16/159A8	TL	33	16DC	168	42.1	21.7	122.2	18.5	9650	41	25
INDIA	32827055	550/45-22.5 (HS)	16/151E	TL	33	16DC	185	42.1	21.7	122.0	18.5	7600	41	43
INDIA	32832318	550/60-22.5	16/166A8	TL	32	16DC	201	48.7	21.7	140.9	21.3	11700	44	25
ISRAEL	32832285	550/60-22.5 (HS)	20/166D	TL	32	16DC	230	48.7	21.7	140.9	21.3	9650	41	40
INDIA	32832520	600/50-22.5	16/165A8	TL	32	20DC	218	46.1	23.6	133.1	20.1	11400	38	25
ISRAEL	32832518	600/50-22.5	16/157E	TL	32	20DC	218	46.1	23.6	133.1	20.1	9100	38	43
ISRAEL	32832676	600/50-22.5 (HS)	159E	TL	32	20DC	234	46.1	23.6	133.1	20.1	9650	38	43
ISRAEL	32833108	600/55-22.5 (HS)	16/161E	TL	32	20DC	226	50.0	23.6	143.7	21.7	10200	41	43
INDIA	32835319	700/40-22.5	16/166A8	TL	32	24DC	243	46.1	27.6	133.0	20.1	11700	38	25
ISRAEL	32835317	700/40-22.5 (HS)	16/158E	TL	32	24DC	250	46.1	27.6	133.1	20.1	9350	38	43
ISRAEL	32835324	700/40-22.5	18/168A8	TL	32	24DC	265	46.1	27.6	133.0	20.1	12300	49	25
ISRAEL	32840020	700/50-22.5 (HD)	16/174A8	TL	32	24DC	282	50.0	27.6	143.7	21.7	14800	41	25
ISRAEL	32841144	700/50-22.5 (HS)	16/166E	TL	32	24DC	267	50.0	27.6	143.7	21.7	11700	35	43
ISRAEL	32871514	800/45-26.5	16/177A8	TL	32	28DC	337	54.8	31.5	159.4	24.2	16100	32	25
ISRAEL	32874609	850/50-30.5	16/186A8	TL	33	28DC	510	65.7	33.5	188.6	28.3	20900	32	25

## (328) FLOTATION IMPLEMENT VALUE PLUS I-3

Designed for applications such as baling, wagons and agricultural implements. Moderate traction with excellent self cleaning and flotation to minimize soil compaction. (TUBELESS)



Country	CODE	SIZE	PR/LI	TT/TL	NS	RIM	WT	OD	SW	RC	SLR	LCC	PSI	SP
INDIA	32826825	400/60-15.5	16 /148A8	TL	21	13DC	75	34.4	15.9	98.8	14.8	6950	64	25
INDIA	32897021	400/55-22.5	16 /152A8	TL	33	13DC	122	40.6	15.8	124.0	17.9	7850	58	25
INDIA	32897081	500/45-22.5	16 /154A8	TL	33	16DC	144	40.6	19.7	118.1	17.9	8250	52	25
INDIA	32828108	500/60-22.5	16 /163A8	TL	32	16DC	160	46.1	19.7	133.1	20.1	10700	46	25
INDIA	32887060	550/45-22.5	16 /159A8	TL	33	16DC	159	42.1	21.7	122.2	18.5	9650	41	25
INDIA	32832150	550/60-22.5	16 /166A8	TL	32	16DC	185	48.7	21.7	140.9	21.3	11700	44	25

## (331) FLOTATION IMPLEMENT I-3 / HF-3 OEM FITMENT

High load capacity and low inflation pressure distinguish the 331 line. Commonly used on drive wheels due to excellent traction. (TUBELESS)



Country	CODE	SIZE	PR/LI	TT/TL	NS	RIM	WT	OD	SW	RC	SLR	LCC	PSI	SP
ISRAEL	33177985	38X18.00-20 NHS	12 /129A8	TL	48	W14L	120	39.0	18.0	113.8	17.2	4080	54	25
ISRAEL	33178011	42X25.00-20 NHS	12 /137A8	TL	48	20.5VF	215	42.5	24.5	124.4	18.9	5080	45	25
ISRAEL	33178108	48X25.00-20 NHS (DB)	12 /151A8	TL	49	20.5VF	317	49.0	25.0	142.5	21.6	7600	45	25
ISRAEL	33181109	48X31.00-20 NHS (DB)	12 /150A8	TL	49	26VF	362	49.0	30.5	142.9	21.7	7400	41	25
ISRAEL	33115052	500/45-20 (HD)	16 /160A8	TL	48	16DC	142	38.6	19.3	114.6	17.6	9900	87	25
ISRAEL	33120206	550/45-22.5	16 /159A8	TL	47	16DC	193	42.1	21.7	122.2	18.5	9650	41	25
ISRAEL	33132247	600/40-22.5	16 /169A8	TL	47	20DC	219	42.9	23.6	129.1	19.9	12800	87	25
ISRAEL	33132623	600/50-22.5 (HD)	18 /170A8	TL	47	20DC	249	46.1	23.6	136.6	21.0	13200	87	25
ISRAEL	33135112	700/40-22.5 (HD)	18 /173A8	TL	49	24DC	293	46.1	27.6	143.7	22.0	14300	87	25
ISRAEL	33139513	700/50-22.5	16 /174A8	TL	49	24DC	311	50.0	27.6	143.7	21.7	14800	35	25
ISRAEL	33170015	700/50-26.5	16 /174A8	TL	49	24DC	335	52.5	27.6	156.5	22.8	14800	35	25



Timberjack

100





# FORESTRY

Few environments are as tough on tires as the woods. High loads, uneven ground and endless puncture and bead hazards demand some of the toughest tires in the world. In rain, snow and dust, forestry tires need to deliver unbeatable traction while protecting fragile forest soils from long-term damage. Alliance forestry tires are used worldwide in timber lots and plantations worldwide, on skidders, harvesters and CTL rigs, in every condition—every day.



### (333) AGRO-FOREST STEEL BELTED

Modern, extra-heavy-duty bias R-1 designed for municipality service and forestry. Extra-thick underskid coupled with strong nylon casing makes tire exceedingly puncture resistant. (TUBELESS - STEEL BELTED)



Country	CODE	SIZE	PR/LI	TT/TL	NS	RIM	WT	OD	SW	RC	SLR	LCC	PSI	SP
INDIA	33300012	320/85-24 /12.4-24	14 /127A8/124B	TL	44	W11	138	45.7	12.6	135.6	20.8	3860	35	25
INDIA	33300054	380/85-24 /14.9-24	14 /137A8/134B	TL	55	W12	183	49.6	15.0	146.6	22.4	5080	35	25
INDIA	33300104	380/85-28 /14.9-28	14 /139A8/136B	TL	55	W12	207	53.9	15.0	159.8	24.5	5360	35	25
INDIA	33300118	420/85-28 /16.9-28	14 /144A8/141B	TL	62	W15L	246	56.1	16.9	169.8	26.4	6150	35	25
INDIA	33300126	420/85-30 /16.9-30	14 /145A8/142B	TL	62	W15L	267	58.1	17.3	172.3	26.5	6400	35	25
INDIA	33300134	460/85-30 /18.4-30	14 /150A8/147B	TL	67	W16L	335	61.0	18.1	180.5	27.6	7400	35	25
INDIA	33300146	420/85-34 /16.9-34	14 /147A8/144B	TL	62	W15L	303	62.2	16.9	185.2	28.5	6800	35	25
INDIA	33300172	460/85-34 /18.4-34	14 /152A8/149B	TL	67	W16L	361	64.8	18.1	192.4	29.6	7850	35	25
INDIA	33300149	420/85-38 /16.9-38	14 /149A8/146B	TL	62	W15L	341	66.1	16.9	197.7	30.5	7150	35	25
INDIA	33300242	460/85-38 /18.4-38	14 /154A8/151B	TL	67	W16L	393	68.8	18.1	205.0	31.5	8250	35	25
INDIA	33300275	520/85-38 /20.8-38	14 /160A8/157B	TL	69	DW16L	454	73.2	20.5	217.3	33.3	9900	35	25
INDIA	33300285	520/85-42 /20.8-42	14 /162A8/159B	TL	69	DW17L	488	76.8	20.5	227.7	35.6	10500	35	25

### (342) FORESTAR FLOTATION STEEL BELTED LS-2

The most sophisticated tire for tractors used in forestry. Its unique interlug and steel-belted construction protect the tire from shoulder damage due to rocks. The radial design delivers maximum footprint and traction, while the bias-ply option offers optimum side-slope stability. (TUBELESS - STEEL BELTED)



Country	CODE	SIZE	PR/LI	TT/TL	NS	RIM	WT	OD	SW	RC	SLR	LCC	PSI	SP
ISRAEL	34200620	650/45R24.5	168A2/161A8	TL	47	24DC	343	48.2	25.0	147.8	22.4	12300	73	5
ISRAEL	34200650	710/40R24.5	170A2/163A8	TL	49	24DC	405	48.4	28.0	150.0	22.4	13200	73	5
ISRAEL	34200010	600/55R26.5	172A2/165A8	TL	49	20DC	405	52.8	23.6	161.0	24.5	13900	73	5
ISRAEL	34200850	710/45R26.5	175A2/168A8	TL	49	24DC	452	52.5	28.1	161.8	24.4	15200	73	5
ISRAEL	34200100	600/60R28	167A2/159A8	TL	63	DW20B	457	55.9	24.3	171.2	26.0	12000	46	5
ISRAEL	34201005	600/65R34	172A2/165A8	TL	63	DW20B	541	64.6	24.0	195.9	30.4	13900	52	5
ISRAEL	34201040	710/55R34	178A2/171A8	TL	62	DW24B	619	64.7	28.3	196.8	30.3	16500	58	5
ISRAEL	34200600	650/65R38	178A2/171A8	TL	67	DW20B	675	71.3	25.6	214.5	33.1	16500	52	5

## (343) FORESTAR FLOTATION STEEL BELTED LS-2

The most sophisticated tire design for application on short-cut forestry machines, such as harvesters and forwarders. Wide and robust lugs with low lug angles provide excellent grip on wide range of forestry terrains. (TUBELESS - STEEL BELTED)



Country	CODE	SIZE	PR/LI	TT/TL	NS	RIM	WT	OD	SW	RC	SLR	LCC	PSI	SP
ISRAEL	34301800	600/50-22.5	16 /156A2/149A8	TL	33	20DC	252	45.8	23.0	138.0	21.4	8800	46	5
ISRAEL	34301820	600/50-22.5	24 /171A2/164A8	TL	33	20DC	304	45.8	23.0	138.0	21.4	13600	80	5
ISRAEL	34302000	710/40-22.5	16 /159A2/152A8	TL	33	24DC	292	46.1	28.0	138.8	21.5	9650	46	5
ISRAEL	34302005	650/45-24.5	20 /168A2/161A8	TL	34	22DC	347	48.4	25.2	144.7	22.6	12300	73	5
ISRAEL	34302300	710/40-24.5	20 /170A2/163A8	TL	37	24DC	391	48.6	28.0	146.2	22.9	13200	73	5
ISRAEL	34315000	600/55-26.5	20 /172A2/165A8	TL	38	20DC	407	52.8	23.6	158.1	24.4	13900	73	5
ISRAEL	34315450	650/65-26.5	20 /181A2/174A8	TL	40	20DC	515	58.5	25.6	175.7	27.2	18200	73	5
ISRAEL	34316000	710/45-26.5	20 /175A2/168A8	TL	38	24DC	453	52.8	28.0	158.1	24.4	15200	73	5
ISRAEL	34316015	710/45-26.5	24 /180A2/173A8	TL	38	24DC	480	52.8	28.0	158.1	24.4	17600	87	5
ISRAEL	34316650	750/55-26.5	20 /184A2/177A8	TL	40	24DC	550	58.5	29.5	175.7	27.2	19800	73	5
ISRAEL	34316652	750/55-26.5	26 /191A2/184A8	TL	40	24DC	596	58.5	29.5	175.7	27.2	24000	94	5
ISRAEL	34317000	800/40-26.5	20 /177A2/170A8	TL	38	28DC	488	52.8	31.5	158.1	24.4	16100	73	5
ISRAEL	34317050	850/45-26.5	20 /187A2/180A8	TL	40	28DC	603	58.5	33.1	175.7	27.2	21500	73	5

## (344) FORESTAR FLOTATION **OEM FITMENT** STEEL BELTED LS-2

Exceedingly puncture resistant due to steel belts, triple underskid, triple sidewall and upright bias stance. Steel belted, triple sidewall and triple under tread. (TUBELESS - STEEL BELTED)



Country	CODE	SIZE	PR/LI	TT/TL	NS	RIM	WT	OD	SW	RC	SLR	LCC	PSI	SP
ISRAEL	34462598	600/40-22.5 (HD)	175A6/171A8	TL	55	AG20	280	42.9	23.2	132.2	19.7	15200	102	20
ISRAEL	34432716	600/50-22.5	16 /158A2/151A8	TL	64	20DC	332	46.1	23.6	137.9	21.3	9350	46	5
ISRAEL	34435416	710/40-22.5	16 /161A2/154A8	TL	64	24DC	361	46.1	27.6	137.9	21.3	10200	52	5
ISRAEL	34440010	650/45-24.5	20 /168A2/161A8	TL	56	22DC	357	48.6	25.2	146.5	22.8	12300	73	5
ISRAEL	34440035	710/40-24.5	20 /170A2/163A8	TL	47	DC24	405	48.4	28.0	146.7	22.8	13200	73	5
ISRAEL	34410000	54X37.00-25	12 /166A2/158A8	TL	54	VA32	669	56.5	36.2	171.9	26.5	11700	35	5
ISRAEL	34410004	54X37.00-25	20 /174A2/167A8	TL	54	VA32	711	56.5	36.2	171.9	26.5	14800	58	5
ISRAEL	34453120	600/55-26.5	20 /172A2/165A8	TL	64	20DC	418	52.8	24.4	158.1	24.4	13900	73	5
ISRAEL	34453165	600/55-26.5	24 /177A2/170A8	TL	64	20DC	439	52.8	24.4	158.1	24.4	16100	87	5
ISRAEL	34464200	650/65-26.5	20 /181A2/174A8	TL	65	20DC	500	58.5	25.6	175.7	27.2	18200	73	5
ISRAEL	34464350	700/50-26.5	20 /175A2/168A8	TL	64	24DC	462	52.8	28.0	158.1	24.4	15200	73	5
ISRAEL	34470444	710/45-26.5	20 /175A2/168A8	TL	64	24DC	461	52.8	28.0	158.1	24.4	15200	73	5
ISRAEL	34470470	710/45-26.5	24 /180A2/173A8	TL	64	24DC	486	52.8	28.0	158.1	24.4	17600	87	5
ISRAEL	34472100	750/55-26.5	20 /184A2/177A8	TL	65	24DC	563	58.5	29.5	175.7	27.2	19800	73	5
ISRAEL	34488200	800/40-26.5	20 /177A2/170A8	TL	64	28DC	495	52.8	31.5	158.1	24.4	16100	73	5
ISRAEL	34474215	800/40R26.5	20 /177A2/170A8	TL	64	AG28	485	52.1	31.5	158.9	24.0	16100	73	5
ISRAEL	34488320	870/45-26.5	20 /177A2/170A8	TL	66	28DC	645	56.3	34.3	172.6	26.2	16100	58	5

## (344) STEEL BELTED FLOTATION RADIAL

Especially designed for harvesters, towed implements and on loaders in Ag use (can replace 20.5R25). High, wide and robust lugs along with steel breakers provide excellent grip and puncture resistance. (TUBELESS - STEEL BELTED)



Country	CODE	SIZE	PR/LI	TT/TL	NS	RIM	WT	OD	SW	RC	SLR	LCC	PSI	SP
ISRAEL	34474200	750/55R26.5	177A8	TL	58	AG24	477	58.5	29.1	178.4	26.5	16100	65	25

## (345) FORESTAR STEEL BELTED LS-2 **OEM FITMENT**

Premier logger skidder tire designed to outperform all leading competitors. Flat profile tire with steel belts, cut resistant tread compound, multi-angle lugs, and extra thick sidewalls. (STEEL BELTED)



Country	CODE	SIZE	PR/LI	TT/TL	NS	RIM	WT	OD	SW	RC	SLR	LCC	PSI	SP
ISRAEL	34508514	18.4-26	14	TT	67	DW16	338	56.9	18.4	169.7	26.1	9700	42	5
ISRAEL	34502875	23.1-26	16	TL	69	DW20	557	63.4	23.1	188.2	28.9	13900	40	5
ISRAEL	34502982	28L-26	16	TL	74	DW25	618	64.5	28.1	191.4	29.4	14000	33	5
ISRAEL	34502989	28L-26	20	TL	74	DW25	634	64.5	28.1	191.4	29.4	16000	40	5
ISRAEL	34502995	28L-26	26	TL	74	DW25	662	64.5	28.1	191.4	29.4	19800	52	5
ISRAEL	34515914	16.9-30	14	TT	63	DW15	336	59.2	16.9	177.5	27.4	9250	48	5
ISRAEL	34505025	18.4-30	14	TL	67	DW16	392	60.9	18.5	183.7	28.5	10000	42	5
ISRAEL	34502720	24.5-32	16	TL	80	DW21	727	71.5	24.5	213.1	32.8	15400	35	5
ISRAEL	34502735	24.5-32	20	TL	80	DW21	750	71.5	24.5	213.1	32.8	18200	45	5
ISRAEL	34530080	30.5L32	20	TL	76	DH27	902	72.7	30.5	216.5	33.3	18500	35	5
ISRAEL	34530175	30.5L32	26	TL	76	DH27	922	72.7	30.5	216.5	33.3	22000	45	5
ISRAEL	34531100	35.5L32	20	TL	82	DH31	1213	79.1	35.3	235.0	36.2	22500	30	5
ISRAEL	34531300	35.5L32	26	TL	82	DH31	1253	79.1	35.3	235.0	36.2	27000	40	5
ISRAEL	34505114	18.4-34	14	TT	67	DW16	409	65.2	18.4	195.7	30.2	10200	42	5



## (346) FORESTAR FLOTATION STEEL BELTED LS-2

Bias flotation forestry tire developed mainly for use on modern forestry harvesters and forwarders. Designed to deliver exceptional traction, minimize slip, promote fuel efficiency and reduce compaction. (TUBELESS - STEEL BELTED)



Country	CODE	SIZE	PR/LI	TT/TL	NS	RIM	WT	OD	SW	RC	SLR	LCC	PSI	SP
ISRAEL	34602756	600/65-34	14 /164A2/157A8	TL	63	DW20	481	64.6	23.6	194.0	30.0	11000	35	5
ISRAEL	34602910	600/65-34	16 /167A2/160A8	TL	63	DW20	513	64.6	23.6	194.0	30.0	12000	65	5
ISRAEL	34602111	700/55-34	14 /168A2/161A8	TL	63	DW24	533	65.0	27.6	195.1	30.2	12300	35	5
ISRAEL	34602365	700/55-34	20 /171A2/164A8	TL	63	DW24	565	65.0	27.6	195.1	30.2	13600	65	5
ISRAEL	34602385	700/70-34	16 /175A2/168A8	TL	65	DW20	695	72.8	28.4	219.4	34.0	15200	51	5
ISRAEL	34602410	700/70-34	20 /180A2/173A8	TL	65	DW20	717	72.8	28.4	219.4	34.0	17600	61	5

## (356) SEVERE DUTY SERVICE STEEL BELTED BIAS R-1

Exceedingly puncture resistant due to steel belts, triple underskid, triple sidewall and upright bias stance. Extreme durability makes this rugged forestry tire a perfect choice for the rigors of highway lawn mowing and cotton field service. Steel belted, triple underskid. (TUBELESS - STEEL BELTED)



Country	CODE	SIZE	PR/LI	TT/TL	NS	RIM	WT	OD	SW	RC	SLR	LCC	PSI	SP
ISRAEL	35619444	14.9-24	14 /144A2/138A8	TL	55	W13	195	49.0	14.9	149.3	22.1	5200	44	25
ISRAEL	35619818	14.9-24	18 /150A2/143A8	TL	55	W13	206	49.0	14.9	149.3	22.1	6000	55	25
ISRAEL	35608341	18.4-26	10 /148A2/141A8	TL	57	W16L	271	56.7	18.4	168.2	25.8	5680	30	25
ISRAEL	35612909	13.6-28	10 /138A2/130A8	TL	54	W12	164	51.0	13.6	152.1	23.4	4180	36	25
ISRAEL	35615777	14.9-30	14 /151A2/144A8	TL	55	W13	233	55.1	14.9	164.6	25.4	6150	44	25
ISRAEL	35615820	16.9-30	14 /151A2/144A8	TL	55	W15	272	58.1	16.9	174.3	26.9	6150	38	25
ISRAEL	35617227	18.4-30	14 /158A2/151A8	TL	55	W16L	309	60.8	18.4	181.8	28.0	7600	38	25
ISRAEL	35610033	18.4-38	14 /162A2/155A8	TL	57	W16L	373	68.9	18.4	205.4	31.6	8550	36	25







**ALLIANCE**



# INDUSTRIAL

A wide range of working surfaces, driving distances short and long, endless possibilities in loads—industrial tires face all sorts of challenges. That's why Alliance engineers and constructs a broad range of industrial tires, ensuring that there's an ideal Alliance tire for any task, any site, any day of the year. Rugged construction, special tread compounds and lug designs, all optimized for your machinery and your job site.

**(550) MULTI-USE STEEL  
BELTED RADIAL**

**OEM FITMENT**

Exceptional traction whatever the terrain; snow, sand, hard surfaces and soft surface alike. Steel belts and a cut- and chip-resistant compound make this tire exceedingly puncture resistant. (TUBELESS - STEEL BELTED)



Country	CODE	SIZE	PR/LI	TT/TL	NS	RIM	WT	OD	SW	RC	SLR	LCC	PSI	SP
ISRAEL	55000042	250/75R16	120G	TL	20	W8	45	30.7	10.0	92.2	14.2	3080	65	55
ISRAEL	55000035	250/80R16	126A8/123D	TL	22	W8	54	32.0	10.6	97.2	14.7	3740	64	25
ISRAEL	55000040	265/70R16.5 /10R16.5	130A2	TL	29	8.25	68	30.4	10.5	92.3	13.7	4180	58	5
ISRAEL	55000012	305/70R16.5 /12R16.5	141A5	TL	30	9.75	92	32.8	12.0	97.2	14.7	5680	58	15
ISRAEL	55010460	340/80R18 /12.5/80R18	143A8/138D	TL	31	DW11	124	39.4	13.5	117.4	17.7	6000	46	25
ISRAEL	55010405	365/70R18	142A2/135B	TL	31	DW11	108	38.1	14.0	113.1	17.6	5840	54	5
ISRAEL	55001480	400/70R18	147A8/144D	TL	33	DW13	133	40.2	15.9	120.4	18.4	6800	54	25
ISRAEL	55000055	405/70R18	153A2/141B	TL	33	DW13	136	40.2	15.9	120.4	18.4	8050	54	5
ISRAEL	55010535	340/80R20	144A8/140D	TL	31	DW11	128	41.4	13.5	124.1	18.9	6150	58	25
ISRAEL	55001617	360/70R20	129A8/124D	TL	31	DW11	120	41.4	14.0	122.9	18.6	4080	35	25
ISRAEL	55001620	360/80R20	147A8/143D	TL	34	DW11	138	43.0	14.1	128.5	19.3	6800	58	25
ISRAEL	55001510	400/70R20	149A8/B	TL	33	DW13	151	42.0	15.9	125.2	19.0	7150	58	30
ISRAEL	55000060	405/70R20	149A8/B	TL	33	DW13	152	42.4	15.9	126.2	19.1	7150	58	30
ISRAEL	55001450	300/80R24	133A8/128D	TL	32	W9	119	43.0	11.6	127.5	19.8	4540	46	25
ISRAEL	55001615	340/80R24	140A8/135D	TL	31	W11	144	45.4	13.5	135.4	20.8	5520	46	25
ISRAEL	55001400	360/80R24 /13.6R24	143A8/138D	TL	32	W11	160	46.7	14.1	139.9	21.1	6000	46	25
ISRAEL	55001700	400/80R24 /14.9R24	149A8/144D	TL	34	W13	191	49.2	15.9	145.8	22.0	7150	46	25
ISRAEL	55002475	420/65R24	151A8/146D	TL	33	W13	179	45.6	16.1	137.4	20.7	7600	46	25
ISRAEL	55002025	440/80R24 /16.9R24	154A8/149D	TL	34	W13L	219	51.7	17.4	156.1	23.3	8250	46	25
ISRAEL	55000025	460/65R24	156A8/151D	TL	34	W15L	190	47.6	17.9	141.6	21.5	8800	46	25
ISRAEL	55000120	460/70R24 /17.5LR24	159A8/B	TL	32	W15L	220	49.2	18.4	149.0	22.4	9650	46	30
ISRAEL	55000120	460/70R24 /17.5LR24	159A8/B	TL	32	W15L	220	49.2	18.4	149.0	22.4	9650	46	30
ISRAEL	55002400	480/65R24	151A8/146D	TL	37	W15L	220	48.8	18.9	146.9	22.1	7600	46	25
ISRAEL	55005410	500/70R24 /19.5LR24	164A8/B	TL	36	W16L	258	51.5	19.9	154.4	23.3	11000	46	30
ISRAEL	55005330	540/65R24	158A8/154D	TL	39	W18L	264	51.7	21.3	155.6	23.3	9350	46	25
ISRAEL	55024950	480/80R26 /18.4R26	160A8/B	TL	34	W16L	274	56.1	19.0	168.0	25.4	9900	46	30
ISRAEL	55002350	400/80R28 /14.9R28	151A8/146D	TL	34	W13L	211	53.2	15.9	159.7	24.1	7600	46	25
ISRAEL	55002600	440/80R28 /16.9R28	156A8/151D	TL	34	W14L	230	55.8	17.3	166.9	25.2	8800	46	25
ISRAEL	55002810	480/65R28	154A8/149D	TL	34	W15L	253	52.9	18.7	158.3	23.9	8250	46	25
ISRAEL	55005390	540/65R28	160A8/155D	TL	39	W18L	287	55.6	21.7	168.0	25.6	9900	46	25
ISRAEL	55002625	440/80R30 /16.9R30	157A8/153D	TL	34	W14L	274	57.8	17.1	174.6	26.4	9100	46	25
ISRAEL	55003015	480/80R30 /18.4R30	162A8/157D	TL	35	W15L	312	60.3	18.5	181.7	27.4	10500	46	25
ISRAEL	55005500	540/65R30	161A8/156D	TL	39	DW18A	301	57.5	21.5	173.3	26.2	10200	46	25
ISRAEL	55005910	600/70R30	161A8/158D	TL	38	DW20A/B	386	63.1	24.1	188.7	28.6	10200	35	25
ISRAEL	55002750	440/80R34 /16.9R34	159A8/155D	TL	36	W14L	316	61.7	17.4	186.5	28.3	9650	46	25
ISRAEL	55003300	480/80R34 /18.4R34	164A8/159D	TL	35	W15L	335	64.1	18.9	192.6	29.1	11000	46	25



Country	CODE	SIZE	PR/LI	TT/TL	NS	RIM	WT	OD	SW	RC	SLR	LCC	PSI	SP
ISRAEL	55005342	480/80R38 /18.4R38	166A8/161D	TL	35	W15L	369	68.0	18.9	204.6	30.9	11700	46	25
ISRAEL	55005800	540/80R38 /20.8R38	172A8/167D	TL	38	DW18A	422	71.8	21.5	216.4	32.8	13900	46	25
ISRAEL	55005860	600/65R38	170A8/166D	TL	38	DW18A	434	68.9	23.3	207.5	31.2	13200	46	25
ISRAEL	55006700	650/65R38	175A8/170D	TL	40	DW20A/B	481	71.4	25.4	214.6	32.2	13200	46	40
ISRAEL	55006725	650/85R38	181A8/177D	TL	40	DW23B	619	81.4	26.5	245.3	35.9	18200	35	25
ISRAEL	55007030	620/80R42	181A8/177D	TL	45	DW20A/B	604	80.9	25.4	242.9	37.3	18200	46	25
ISRAEL	55007150	650/65R42	176A8/171D	TL	40	DW20A/B	513	75.4	25.1	228.1	33.8	15700	46	25
ISRAEL	55007180	710/70R42	181A8/177D	TL	45	DW23A/B	680	80.8	28.2	243.6	37.0	18200	41	25

## (570) INDUSTRIAL RADIAL R-4

Radial design inherently lends itself to better traction and longer service hours. Tough nylon casing and compounding resists hazards and debris. (TUBELESS)



Country	CODE	SIZE	PR/LI	TT/TL	NS	RIM	WT	OD	SW	RC	SLR	LCC	PSI	SP
ISRAEL	57010054	405/70R20 (SB)	155A2/143B	TL	33	DW13	142	42.5	16.6	126.7	19.5	6000	54	30
ISRAEL	57022001	445/70R24 (SB)	151G	TL	43	W15L	193	48.6	17.5	144.5	22.2	7600	58	55
INDIA	57020009	460/70R24 /17.5LR24	150A8/147B	TL	43	W15L	192	49.0	17.5	145.0	22.2	7400	44	25
INDIA	57020150	460/70R24 /17.5LR24	159A8/156B	TL	43	W15L	202	49.0	17.5	145.0	22.2	9650	58	25
INDIA	57024008	19.5LR24	156A8/153B	TL	44	W16L	233	52.0	19.5	154.0	23.6	8800	44	25
ISRAEL	57025200	500/85R24 (SG) (SB)	171A8	TL	44	W16L	295	57.4	20.8	168.5	25.7	13600	41	25

## (601) M & S OEM FITMENT

Extra-wide lugs provide superior traction and extended service hours. Extra-thick sidewall and undertread with a massive lugs design reducing downtime. (TUBELESS)



Country	CODE	SIZE	PR/LI	TT/TL	NS	RIM	WT	OD	SW	RC	SLR	LCC	PSI	SP
ISRAEL	60100190	15.5/55R18	140A8/B	TL	22	DW14L	89	35.0	14.6	102.3	15.6	5520	51	30

## (606) RADIAL STEEL BELTED BACKHOE/ LOADER DOZER

Massive block tread design and radial construction ensure better traction and longer tire life. (TUBELESS - STEEL BELTED)



Country	CODE	SIZE	PR/LI	TT/TL	NS	RIM	WT	OD	SW	RC	SLR	LCC	PSI	SP
ISRAEL	60640026	335/80R18 /12.5/80R18	145A2/134B	TL	25	11	117	38.7	14.6	114.2	17.4	6400	65	5
ISRAEL	60600075	365/70R18	146A2/135B	TL	28	11	128	39.4	15.7	114.2	17.3	6600	65	5
ISRAEL	60635005	405/70R18	153A2/141B	TL	28	13SDC	150	42.1	17.8	120.9	18.1	8050	65	5
ISRAEL	60640009	335/80R20 /12.5R20	147A2/136B	TL	25	11	109	42.4	14.4	123.2	18.7	6800	65	5
ISRAEL	60641005	365/80R20	153A2/141B	TL	25	11	140	44.4	15.7	128.3	19.4	8050	65	5
ISRAEL	60653003	405/70R20 /16/70R20	155A2/143B	TL	28	13SDC	164	42.4	16.8	123.2	18.6	8550	65	5
ISRAEL	60660000	405/70R24 /16/70R20	158A2/146B	TL	28	13	185	48.1	17.8	139.8	21.2	9350	65	5
ISRAEL	60666008	455/70R24	165A2/154B	TL	23	W14L	213	49.1	18.6	140.9	21.2	11400	65	5

## (608) INDUSTRIAL RADIAL BACKHOE

Unique tread design performs well in all applications. Radial design inherently lends itself to better traction and longer service hours. (TUBELESS - STEEL BELTED)



Country	CODE	SIZE	PR/LI	TT/TL	NS	RIM	WT	OD	SW	RC	SLR	LCC	PSI	SP
INDIA	60800052	335/80R18	136A8	TL	30	11	106	39.1	13.5	117.5	17.5	4940	46	25
ISRAEL	60800042	365/70R18	146A2/135B	TL	30	11	104	38.1	14.2	115.6	17.5	6600	54	5
ISRAEL	60800010	405/70R18	153A2/141B	TL	30	13	126	40.4	16.1	122.2	17.7	8050	54	5
ISRAEL	60800055	335/80R20	147A2/136B	TL	30	11	110	41.1	13.8	123.9	18.3	6800	54	5
ISRAEL	60800100	365/80R20	153A2/141B	TL	30	11	129	43.0	14.2	129.9	19.0	8050	54	5
ISRAEL	60800025	405/70R20	155A2/143B	TL	30	13	135	42.4	16.0	127.7	18.5	8550	54	5
ISRAEL	60800200	455/70R20	162A2/150B	TL	31	14	165	45.1	17.5	136.4	20.4	10500	54	5

## (624) INDUSTRIAL RADIAL

Long-lasting radial delivers outstanding performance in a wide range of applications. (TUBELESS)



Country	CODE	SIZE	PR/LI	TT/TL	NS	RIM	WT	OD	SW	RC	SLR	LCC	PSI	SP
ISRAEL	62400045	445/70R19.5 /18R19.5	180A2/173A8	TL	33	14	247	43.5	17.5	133.3	19.6	17600	109	5
ISRAEL	62400110	445/70R22.5 /18R22.5	182A2/175A8	TL	33	14	271	47.0	17.9	138.8	21.2	18700	109	5

## (655) ALL STEEL RADIAL MUD & SNOW G-2

All-steel casing greatly reduces flats compared to traditional bias ply tires. All-purpose non-directional tread design is great for year round use. A proven tread pattern with aggressive lugs and sipes works great in winter conditions reducing the need for chains. (TUBELESS - ALL STEEL)



Country	CODE	SIZE	PR/LI	TT/TL	NS	RIM	WT	OD	SW	RC	SLR	LCC	PSI	SP
INDIA	65500105	14.00R24	153A8			C O M I N G		S O O N !						
INDIA	65500004	15.5R25	169A2/152B	TL	32	12/1.3	236	50.2	15.7	146.2	22.2	12800	65	5
INDIA	65500010	17.5R25	176A2/157B	TL	36	14/1.5	306	53.1	17.3	159.3	24.2	15700	65	5
INDIA	65500030	20.5R25	186A2/168B	TL	40	17/2.0	509	58.9	20.6	121.7	26.1	20900	65	5

## (580) INDUSTRIAL STEEL BELTED RADIAL R-4

**OEM FITMENT**

Superior stability under load, bolstered by outstanding traction. Extremely puncture resistant steel-belted package makes this premier tire the one the competition strives to match. (TUBELESS - STEEL BELTED)



Country	CODE	SIZE	PR/LI	TT/TL	NS	RIM	WT	OD	SW	RC	SLR	LCC	PSI	SP
ISRAEL	58010120	280/80R18 /10.5R18	132A8/B	TL	42	W9	98	35.6	11.1	105.7	16.2	4400	58	30
ISRAEL	58010460	340/80R18 /12.5R18	143A8/B	TL	40	11	131	39.4	13.8	116.9	17.7	6000	58	30
ISRAEL	58010436	280/80R20 /10.5R20	133A8/B	TL	42	W9	95	37.6	11.1	112.0	17.2	4540	58	30
ISRAEL	58010475	340/80R20/12.5R20 (DOT)	139G	TL	40	11	138	41.4	13.5	122.6	18.8	5360	58	55
ISRAEL	58010480	340/80R20 /12.5/80R20	144A8/B	TL	40	11	132	41.4	13.5	122.6	18.8	6150	58	30
ISRAEL	58015000	380/75R20 /14.5R20	148A8/B	TL	42	W12	140	42.4	15.0	125.4	19.2	6950	58	30
ISRAEL	58010748	400/70R20	149A8/B	TL	47	W13	166	42.2	16.1	124.7	19.1	7150	58	30
ISRAEL	58010520	400/70-20 /16.0/70-20	156A8/B	TL	47	W13	167	43.5	15.7	130.2	20.1	8800	68	25
ISRAEL	58013100	420/75R20	154A8/B	TL	45	13	179	44.8	16.5	132.0	20.2	8250	58	30
ISRAEL	58011500	405/70R24	150A8/B	TL	45	13	187	46.3	15.8	137.7	21.1	7400	58	30
ISRAEL	58024800	440/80R24 /16.9R24	161A8/B	TL	50	W13L	249	51.5	17.7	152.2	23.3	10200	58	30
INDIA	58020800	460/70R24 /17.5LR24	159A8/B	TL	48	W15L	231	49.2	18.2	145.7	22.3	9650	58	30
ISRAEL	58020460	460/70R24 /17.5LR24	159A8/B	TL	48	W15L	231	49.2	18.2	145.7	22.3	9650	58	30
INDIA	58024810	500/70R24 /19.5LR24	164A8/B	TL	50	W16L	257	51.5	19.9	152.6	23.4	11000	58	30
ISRAEL	58024500	500/70R24 /19.5LR24	164A8/B	TL	50	W16L	249	51.5	19.9	152.6	23.4	11000	58	30
ISRAEL	58024950	480/80R26	160A8/B	TL	51	W16L	287	56.0	19.3	166.9	25.3	9900	46	30
ISRAEL	58025300	440/80R28 /16.9R28	156A8/B	TL	50	W14L	275	55.5	18.1	164.7	25.3	8800	46	30

### (533) INDUSTRIAL REAR BACKHOE R-4

Tread design engineered specifically to provide increased traction and breaking power along with long service hours. Special compounding is designed to provide extended wear for on and off road applications. (TUBELESS)



Country	CODE	SIZE	PR/LI	TT/TL	NS	RIM	WT	OD	SW	RC	SLR	LCC	PSI	SP
INDIA	53307816	14.9-24	12	TL	40	W13	146	48.9	14.9	144.1	22.0	6400	42	25
INDIA	53350022	15.5/80-24	12	TL	40	W14	147	49.7	15.5	143.8	21.7	5840	44	25
INDIA	53310205	16.9-24	12	TL	43	W15L	179	51.5	16.9	151.8	23.2	7150	38	25
INDIA	53310711	17.5L-24	8	TL	40	W15L	148	48.8	17.5	142.6	21.7	5360	25	25
INDIA	53311008	17.5L-24	10	TL	40	W15L	154	48.8	17.5	142.6	21.7	6150	32	25
INDIA	53311902	18.4-24	12	TL	44	W16L	198	54.1	18.4	157.2	23.8	8550	36	25
INDIA	53312001	19.5L-24	10	TL	43	W16L	199	51.7	19.5	150.5	22.8	6800	28	25
INDIA	53312004	19.5L-24	12	TL	43	W16L	198	51.7	19.5	150.5	22.8	7600	32	25
INDIA	53316106	21L-24	12	TL	44	DW18L	226	54.2	21.0	157.3	23.8	8550	32	25
INDIA	53316201	21L-24	16	TL	44	DW18L	238	54.2	21.0	157.3	23.8	9900	41	25
INDIA	53305512	16.9-28	12	TL	43	W15L	189	55.5	16.9	164.5	25.2	7850	38	25
INDIA	53342801	18.4-28	12	TL	44	W16L	221	58.1	18.4	169.7	25.8	9100	36	25

### (906) SKID STEER

Solid center and relatively flat tread radius for long wear on hard surfaces. Open, deep shoulders for soft soil. Highly abrasion-resistant tread compound features a rim shield protector and a heavy sidewall. (TUBELESS)



Country	CODE	SIZE	PR/LI	TT/TL	NS	RIM	WT	OD	SW	RC	SLR	LCC	PSI	SP
INDIA	90600012	10-16.5	10	TL	18	8.25	49	30.3	10.2	90.2	14.0	4680	75	5
INDIA	90600060	12-16.5	10	TL	23	9.75	61	32.5	11.9	99.5	15.1	5680	65	5
INDIA	90600065	12-16.5	12	TL	23	9.75	65	32.5	11.9	99.5	15.1	6400	80	5

### (239) MULTIPURPOSE

All-purpose tire used in a variety of applications including forklift, agricultural service and skid steer. Specially suited for application on asphalt or groomed soil (ML designation indicates tire is DOT approved.) (TUBELESS)



Country	CODE	SIZE	PR/LI	TT/TL	NS	RIM	WT	OD	SW	RC	SLR	LCC	PSI	SP
ISRAEL	23910055	14.5/75-16.1SL	10	TL	18	W11C	76	35.7	14.7	106.1	16.3	2830	40	25
ISRAEL	23941058	14-17.5ML (DOT)	14	TL	18	10.5	87	36.5	14.3	107.5	16.5	6000	100	55

## (317) FRONT WHEEL ASSIST BACKHOE R-4

OEM FITMENT



The 45-degree lugs along with the high rubber to void ratio center provides superior on road characteristics. Tough nylon casing and rugged compound resist hazards and debris in all applications.

Country	CODE	SIZE	PR/LI	TT/TL	NS	RIM	WT	OD	SW	RC	SLR	LCC	PSI	SP
INDIA	31701376	10.0/75-15.3	12	TT	25	9	51	30.7	10.4	89.4	13.5	2400	69	25
INDIA	31714062	10.5-18MPT	12	TL	28	9	76	35.6	10.6	106.3	16.3	4180	65	55
INDIA	31714354	12.5/80-18	12	TL	27	9	96	38.9	12.1	113.8	17.3	3640	54	25
INDIA	31714303	12.5-18MPT	12	TL	27	11	90	39.0	12.8	115.7	17.7	4800	51	30
INDIA	31706505	10.5-20MPT	12	TT	27	9	82	37.6	10.6	113.4	17.5	4800	62	30
INDIA	31714443	12.5-20MPT	12	TL	31	11	102	40.9	12.8	121.7	18.7	4400	51	55
INDIA	31715202	14.5-20MPT	12	TL	31	11	127	43.1	14.0	128.3	19.7	4940	44	55
INDIA	31715806	16/70-20/405/70-20	14	TL	23	13SDC	142	42.4	16.0	126.0	31.1	6400	51	55

## (321) FRONT WHEEL ASSIST BACKHOE R-4

Directional offering with wide deep lugs, engineered to provide maximum traction. Tough nylon casing and compounding resists hazards and debris in all applications. (TUBELESS)



Country	CODE	SIZE	PR/LI	TT/TL	NS	RIM	WT	OD	SW	RC	SLR	LCC	PSI	SP
INDIA	32103505	10.5/80-18	10	TL	32	9	69	35.8	10.9	105.5	16.1	3000	54	30
INDIA	32103690	12.5/80-18	12	TL	32	9	92	38.9	12.1	113.8	17.3	4080	54	30

## (325) TOUGH TRAC

Specially designed for heavy duty compact machinery with very good resistance to shock and perforation. Massive lugs design, extra-thick sidewall and undertread, aggressive tread pattern and flat stable crown. (TUBELESS)



Country	CODE	SIZE	PR/LI	TT/TL	NS	RIM	WT	OD	SW	RC	SLR	LCC	PSI	SP
INDIA	32500052	280/80-18	145A8	TL	34	W9	89	35.6	11.1	105.6	16.2	6400	81	25
INDIA	32500104	320/80-20	144A8	TL	33	11	134	41.1	13.4	121.6	18.6	6150	58	25

## (326) WIDE GRIP "70 SERIES" L2

Directional offering designed to provide maximum traction as well as high flotation in off road applications. Heavy-duty nylon construction and ozone resistant compounding ensures long service hours. (TUBELESS)



Country	CODE	SIZE	PR/LI	TT/TL	NS	RIM	WT	OD	SW	RC	SLR	LCC	PSI	SP
INDIA	32610706	16/70-20 /405/70-20	14	TL	32	13SDC	152	42.4	16.0	123.2	18.7	11700	65	5

## (302) (306) SUPER TRACTION E-2/G-2/L-2

Directional tread design delivers maximum performance in soft terrain. Angled tread bars provide maximum power and traction. (TUBELESS)



Country	CODE	SIZE	PR/LI	TT/TL	NS	RIM	WT	OD	SW	RC	SLR	LCC	PSI	SP
INDIA	30608909	13.00-24	12	TL	30	8TG	135	50.3	13.1	149.2	22.9	12300	65	5
INDIA	30609808	14.00-24	12	TL	32	8TG	170	53.1	14.3	157.9	24.3	13880	62	5
INDIA	30610407	14.00-24	16	TL	32	8TG	187	53.1	14.3	157.9	24.3	16520	83	5
INDIA	30611900	16.00-24	16	TL	36	10AV	282	57.5	16.8	171.3	26.4	18200	62	5
INDIA	30215508	15.5-25	12	TL	38	12/1.3	148	50.3	15.5	146.5	22.2	12300	58	5
INDIA	30612507	17.5-25	12	TL	32	14/1.5	194	53.1	17.5	155.1	23.6	13600	51	5
INDIA	30612809	17.5-25	16	TL	32	14/1.5	212	53.1	17.5	155.1	23.6	16100	69	5
INDIA	30613104	20.5-25	12	TL	36	17/2.0	312	58.7	20.5	170.9	25.9	14800	36	5
INDIA	30613406	20.5-25	16	TL	36	17/2.0	329	58.7	20.5	170.9	25.9	18200	51	5

## (308) SPECIAL WIDE BASE E-2/G-2/L-2 **OEM FITMENT**


Open center is designed to clean as it rolls, angled lugs provide maximum traction. Heavy duty wide base design to deliver superior durability and performance. (TUBELESS)



Country	CODE	SIZE	PR/LI	TT/TL	NS	RIM	WT	OD	SW	RC	SLR	LCC	PSI	SP
INDIA	30800800	15.5-25	12	TL	38	12/1.3	172	50.3	15.5	146.5	22.2	12300	58	5
INDIA	30801407	17.5-25	12	TL	40	14/1.5	215	53.1	17.5	155.1	23.6	13600	51	5
INDIA	30801709	17.5-25	16	TL	40	14/1.5	241	53.1	17.5	155.1	23.6	16100	69	5
INDIA	30802306	20.5-25	16	TL	45	17/2.0	340	58.7	20.5	170.9	25.9	18200	51	5

## (225) WIDE BASE MPT L-2

A proven performer in a multitude of terrains including dirt, asphalt, gravel and various field conditions. When drive wheels are working over the road, mount tires in the opposite direction for best results.



Country	CODE	SIZE	PR/LI	TT/TL	NS	RIM	WT	OD	SW	RC	SLR	LCC	PSI	SP
INDIA	22502910	10.00-20	16 /148B	TT	28	7.5	118	41.9	10.8	127.6	19.9	6950	100	30

## (310) EARTHMOVER SPECIAL E3/L3

Engineered to extend service hours under adverse and abrasive conditions. (TUBELESS)



Country	CODE	SIZE	PR/LI	TT/TL	NS	RIM	WT	OD	SW	RC	SLR	LCC	PSI	SP
ISRAEL	31000300	16.00-24	24	TL	40	10AV	357	58.8	17.0	175.2	27.0	23400	94	5
ISRAEL	31002702	16.00-25	32	TL	40	11.25/2.0	393	58.8	17.0	175.6	27.0	27600	127	5

## (318) SUPER GRIP E-3/L-3 **OEM FITMENT**

A massive heavy duty tire used in a variety of severe-duty applications including mining, construction and rock service. Extra-wide lugs provide superior traction and extended service hours. (TUBELESS)



Country	CODE	SIZE	PR/LI	TT/TL	NS	RIM	WT	OD	SW	RC	SLR	LCC	PSI	SP
INDIA	31800899	17.5-25	16	TL	33	14/1.5	256	53.1	17.5	155.1	23.6	16080	69	5
INDIA	31802331	18.00-25	40	TL	40	13/2.5	707	63.7	19.6	187.4	28.6	37440	138	5
INDIA	31801400	20.5-25	16	TL	36	17/2.0	356	58.7	20.5	170.9	25.9	18200	51	5
INDIA	31802988	23.5-25	20	TL	40	19.5/2.5	565	63.7	23.5	185.8	28.2	24000	54	5
INDIA	31804108	26.5-25	20	TL	48	22/3.0	816	68.9	26.5	200.0	30.3	29100	51	5
INDIA	31804302	26.5-25	24	TL	48	22/3.0	812	68.9	26.5	200.0	30.3	30900	58	5

**(221) ALL PURPOSE TRENCHER & OEM FITMENT  
MANLIFT**

All-purpose tread design, used on a wide variety of equipment including trencher, manlift, and agricultural implements. A proven performer in a multitude of terrains including dirt, asphalt, gravel and various field conditions. (TUBELESS)



Country	CODE	SIZE	PR/LI	TT/TL	NS	RIM	WT	OD	SW	RC	SLR	LCC	PSI	SP
INDIA	22101404	31X15.50-15	8	TL	21	13LB	56	31.2	15.4	91.3	13.9	2910	45	25
INDIA	22103040	33X15.50-15	8	TL	22	13LB	74	34.1	15.7	99.6	14.8	3860	45	25

**(312) (332) TRENCHER**

Large footprint enables increased flotation and improved traction. Tough nylon casing ensures reliability in adverse terrain. (TUBELESS)



Country	CODE	SIZE	PR/LI	TT/TL	NS	RIM	WT	OD	SW	RC	SLR	LCC	PSI	SP
INDIA	31201004	26X12.00-12NHS	4	TL	22	10.5	34	26.2	11.4	75.9	11.5	1480	20	25
INDIA	31201101	26X12.00-12NHS	6	TL	22	10.5	35	26.2	11.4	75.9	11.5	1930	30	25
INDIA	33201400	31X15.50-15	8	TL	24	13LB	60	31.2	15.4	91.3	13.9	2910	45	25

**(322) TURF OEM FITMENT**

Primarily used for high end turf maintenance or golf course operation, tread design leaves virtually no footprint. Unique round shoulder design minimizes turf damage on hills and around sharp corners. (TUBELESS)



Country	CODE	SIZE	PR/LI	TT/TL	NS	RIM	WT	OD	SW	RC	SLR	LCC	PSI	SP
ISRAEL	32227610	33X16LL-16.1	10	TL	8	14	60	33.5	16.8	99.2	15.2	3860	40	30
ISRAEL	32218266	44X18.00-20	6	TL	26	14	147	45.0	18.0	132.5	20.2	4300	30	30

**(228) MEDIUM BIAS CROSS LUG**

Designed for on and off road use. Tough nylon casing ensures reliability in adverse terrain.



Country	CODE	SIZE	PR/LI	TT/TL	NS	RIM	WT	OD	SW	RC	SLR	LCC	PSI	SP
ISRAEL	22806807	14.00-20 (DOT)	20	TT	26	W10	180	48.9	14.7	150.0	23.5	11000	110	25



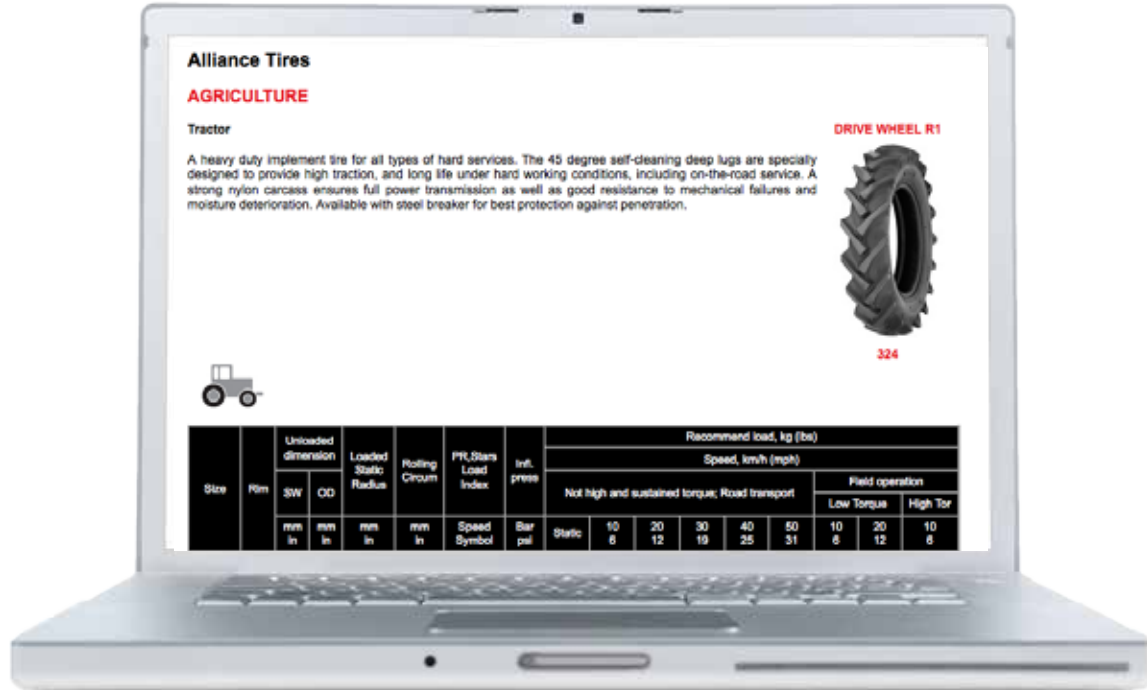
# ONLINE SPECIFICATIONS

When selling Alliance tires you may run into questions involving technical specifications such as what is the overall diameter? What is the section width? What load can this tire carry at various speeds? Where to find Alliance technical data?

Alliance Tire offers two solutions to solve this problem. There is a new Technical Data Book that has been released and is available (please ask your sales person if you do not have one yet) as well as a website.

For a guide to using ATG's online portal to its full potential visit  
**[onlinedataguide.alliancetireamericas.com](http://onlinedataguide.alliancetireamericas.com)**

Follow the easy step by step guide.



Please note: the online portal is updated regularly and gives the most up to date information.



**ALLIANCE**



**GALAXY**



**PRIMEX**



## PRODUCT CATALOG

# ATG

**ALLIANCE | GALAXY | PRIMEX**

**Alliance Tire Americas Inc. (Corporate & Sales Office)**

201 Edgewater Drive, Suite 285 | Wakefield, MA 01880

Toll Free: 800-343-3276 | Fax: 781-322-2147

[ordertires@atgtire.com](mailto:ordertires@atgtire.com)

[www.onlineatg.com](http://www.onlineatg.com)

[www.atgtire.com](http://www.atgtire.com)

Looking for an easier way to manage and track your warehouse orders?

Try On Line ATG, Alliance Tire Group's convenient online product information and ordering system.

[www.onlineatg.com](http://www.onlineatg.com)